

CITY OF NORTH WILDWOOD

NOTICE OF PROPOSED AGENDA OF COUNCIL MEETING

MARCH 21, 2023 AT 5:00 PM

This is a proposed agenda which is subject to change by Mayor and Council without further notice.

ROLL CALL.....FLAG SALUTE.....MOMENT OF SILENCE.

GREEK INDEPENDENCE DAY CEREMONY

MINUTES: APPROVAL OF MINUTES OF REGULAR MEETING OF MARCH 7, 2023

COMMUNICATIONS:

Receive & File:

WEST WILDWOOD, RE: Support A646 & S2709 – Tourism Tax Fair Share Bill

STATE OF NEW JERSEY DEP, RE: 2023 Water Quality Beach Monitoring

CAPE MAY COUNTY MUA, RE: February 2023 Regional Pump Station Flow Report

Approve & File:

SPECIAL EVENT, RE: Clean Ocean Action Beach Sweep, April 1

SPECIAL EVENT, RE: Elk's Easter Egg Hunt, April 8

REPORTS:

Various Depts.

ORDINANCES:

Ord. 1897 (2nd Reading) – Exceed Municipal Budget Appropriation & Establish Cap Bank

Ord. 1898 (2nd Reading) – Bond Ordinance Acquisition of Fire Apparatus

RESOLUTIONS:

1. Refund for Overpayment of Real Estate Taxes
2. Establishing Annual Sewer Rate
3. Authorizing Shared Services w/ CMC for Special Events Law Enforcement Services
4. Issuance of Amusement Game Licenses (Vega-Torres)
5. Issuance of Amusement Game Licenses (Norris)

VOUCHER LIST/FINANCE: Authorizing payment of all approved vouchers

COUNCIL:

PUBLIC:

ADJOURNMENT:

Next Regular Meeting: Tuesday, April 4, 2023 @ 5:00 p.m

**REGULAR MEETING
MARCH 7, 2023
5:00 PM**

A regular meeting of the North Wildwood City Council was held in the evening of the above date in the City Hall. The President of Council stated, *“The meeting is now open. Adequate notice of this meeting has been provided by posting a copy of the notice of the time and place of this meeting on the City Clerk’s bulletin board and by mailing a copy of the same to The Press of Atlantic City and The Cape May County Herald on January 4, 2023.”*

ROLL CALL: Present were Mayor Patrick Rosenello, President of Council Salvatore Zampirri, Councilpersons Margaret Bishop, David Del Conte and James Kane. Councilman Edwin Koehler was present via telephonic conference call. Councilpersons Joseph Rullo and Kellyann Tolomeo were not present. Also present were City Administrator Nicholas Long, Solicitor Michael Donohue and Engineer Ralph Petrella.

MINUTES: On a motion by Kane, seconded by Del Conte, that the minutes of the regular meeting of February 21, 2023 be approved. Carried.

COMMUNICATIONS:

WILDWOOD CREST

RE: Resolution Supporting A646 and S2709 –
Tourism Tax Fair Share Bill

On a motion by Bishop, seconded by Kane, that the above correspondence be received and filed. Carried.

WILDWOOD CREST

RE: Resolution Supporting S3388 – Redirecting
\$300 Million for Higher Education

On a motion by Bishop, seconded by Kane, that the above correspondence be received and filed. Carried.

MUNICIPAL EXCESS LIABILITY JIF

RE: 2021-2022 MELJIF Annual Report

On a motion by Bishop, seconded by Kane, that the above correspondence be received and filed. Carried.

CAPE MAY COUNTY MUA

RE: January 2023 Regional Pump Station Flow
Report

On a motion by Bishop, seconded by Kane, that the above correspondence be received and filed. Carried.

STOCKTON UNIVERSITY

RE: 2022 Annual Report – Condition of North
Wildwood Beaches

On a motion by Bishop, seconded by Kane, that the above correspondence be received and filed. Carried.

ANGLESEA FIRE COMPANY

RE: 2022 Fire Operations Expense Report

On a motion by Bishop, seconded by Kane, that the above correspondence be received and filed. Carried.

**REGULAR MEETING
MARCH 7, 2023**

NEW JERSEY DEP
RE:

CAFRA Permit, Leonard & Barbara Carosiello,
412 SW 15th Avenue

On a motion by Bishop, seconded by Kane, that the above correspondence be received and filed. Carried.

NEW JERSEY DEP
RE:

CAFRA Permit, Robert Panetta, 1303 Hoffman
Canal

On a motion by Bishop, seconded by Kane, that the above correspondence be received and filed. Carried.

SPECIAL EVENT
RE:

St. Patrick's Day Celebration, March 11

On a motion by Del Conte, seconded by Kane, that the above special events application be approved. Carried.

SPECIAL EVENT
RE:

Fallen Hero Polar Plunge, April 1

On a motion by Del Conte, seconded by Kane, that the above special events application be approved. Carried.

APPOINTMENTS:

Fire Department:

Benjamin Morris PT Firefighter/EMT Start Work Date: 12/19/22

On a motion by Kane, seconded by Bishop, the above temporary appointment be confirmed. Carried.

Recreation Department:

Maya Benichou Summer Rec Aide Start Work Date: 12/19/22

On a motion by Kane, seconded by Bishop, the above seasonal appointment be confirmed. Carried.

Planning Board:

Scott McCracken Class IV Unexpired Term ending 12/31/23

On a motion by Kane, seconded by Bishop, the roll being called with all voting in the affirmative, the above appointment was confirmed. Mr. McCracken will fill the vacancy created by the resignation of William Green.

RESOLUTIONS:

75-23

RE: 2023 Emergency Temporary Appropriation

The above resolution was offered by Bishop, seconded by Del Conte, the roll being called, all voting in the affirmative, the President of Council declared the resolution duly adopted.

**REGULAR MEETING
MARCH 7, 2023**

76-23

RE: Refund for Overpayment of Real Estate Taxes

The above resolution was offered by Bishop, seconded by Kane, the roll being called, all voting in the affirmative, the President of Council declared the resolution duly adopted.

77-23

RE: Authorizing Refund of Dumpster Permit Fees

The above resolution was offered by Bishop, seconded by Kane, the roll being called, all voting in the affirmative, the President of Council declared the resolution duly adopted.

78-23

RE: Rescheduling March 21, 2023 Council Meeting Time

The above resolution was offered by Bishop, seconded by Kane, the roll being called, all voting in the affirmative, the President of Council declared the resolution duly adopted.

79-23

RE: Approving Certified Lists of Individuals Qualifying for 2022 Length of Service Program Credits

The above resolution was offered by Kane, seconded by Del Conte, the roll being called, all voting in the affirmative, the President of Council declared the resolution duly adopted.

80-23

RE: Approving Request for Reimbursement for Monies Paid to the North Wildwood Beach Patrol Pension Plan

The above resolution was offered by Kane, seconded by Del Conte, the roll being called, all voting in the affirmative, the President of Council declared the resolution duly adopted.

81-23

RE: Appointment of Alternate Municipal Prosecutor

The above resolution was offered by Del Conte, seconded by Kane, the roll being called, all voting in the affirmative, the President of Council declared the resolution duly adopted.

82-23

RE: Authorizing a Professional Services Agreement with the Bernstein Design Group for Services Related to the North Wildwood Gateway Project

The above resolution was offered by Kane, seconded by Bishop, the roll being called, all voting in the affirmative, the President of Council declared the resolution duly adopted.

83-23

RE: Establishing Fees for Items of Equipment, Supplies and Personnel Pursuant to Ordinance 1775

The above resolution was offered by Bishop, seconded by Del Conte, the roll being called, all voting in the affirmative, the President of Council declared the resolution duly adopted.

REGULAR MEETING
MARCH 7, 2023

84-23

RE: Authorizing City Clerk to Advertise for Bids for
City Line-Striping Project

The above resolution was offered by Kane, seconded by Del Conte, the roll being called, all voting in the affirmative, the President of Council declared the resolution duly adopted.

FINANCE/VOUCHER LIST:

On a motion by Bishop, seconded by Kane, authorizing payment of all approved vouchers. Carried. Pursuant to Resolution #10-23, all bills listed below be paid and warrants drawn by the proper officers for the stated amounts.

Check #	Vendor Name	Net Amount
53845	AT&T MOBILITY	2,111.00
53846	ADVANCED ENVIRO SYSTEMS	1,863.00
53847	AMERIFLEX	546.25
53848	ADP LLC	231.95
53849	BARBER CONSULTING SERVICES	300.00
53849	BARBER CONSULTING SERVICES	300.00
53850	BUILDING SAFETY CONF. OF NJ	498.00
53851	BTS CLEANING SERVICES LLC	825.00
53852	C.M.C.M.U.A.	1,130.01
53852	C.M.C.M.U.A.	14,240.41
53853	BRIAN CUNNIFF	45.00
53853	BRIAN CUNNIFF	90.00
53854	COMCAST	395.00
53855	COMCAST	204.89
53855	COMCAST	214.00
53855	COMCAST	165.21
53855	COMCAST	104.85
53855	COMCAST	252.15
53856	CAPE REGIONAL URGENT CARE	385.00
53857	CORELOGIC	1,927.84
53857	CORELOGIC	1,597.94
53857	CORELOGIC	1,984.65
53858	DELTA DENTAL PLAN OF NJ	9,137.94
53859	DIANA L. LILLO	90.00
53860	DELL COMPUTER CORP.	1,117.99
53860	DELL COMPUTER CORP.	2,461.00
53861	DEVO & ASSOCIATES	20.76
53862	FORD SCOTT & ASSOC., L.L.C.	4,000.00
53863	FRED SCHIAVONE CONSTRUCTION	14,400.00
53864	GLOUCESTER CTY POLICE ACADEMY	20.00
53864	GLOUCESTER CTY POLICE ACADEMY	60.00
53864	GLOUCESTER CTY POLICE ACADEMY	60.00
53865	POWER DMS SOLUTIONS, INC	330.85
53866	INTERSTATE MOBILE CARE	6,135.00
53867	JOYCEMEDIA	353.20
53867	JOYCEMEDIA	29.95
53868	J. BYRNE AGENCY, INC.	500.00
53869	L E A D	40.61
53870	LERETA LLC	1,181.97
53871	JOSEPH LLOYD	45.00
53872	MGL PRINTING SOLUTIONS	1,063.00
53873	M. S. BROWN JEWELERS	140.00
53874	MARSH & MCLENNAN INC	8,500.00
53875	NJ STATE ASSN OF POL CHIEFS	299.00
53875	NJ STATE ASSN OF POL CHIEFS	299.00

53876	OPTIMIST CLUB OF THE WILDWOODS	50.00
53877	THE POLICE AND SHERIFFS PRESS	17.60
53878	quill . com	86.10
53879	Stockton University	32,986.38
53880	STEVEN ROSSI	90.00
53880	STEVEN ROSSI	45.00
53881	SNAP-ON INDUSTRIAL	2,339.81
53881	SNAP-ON INDUSTRIAL	3,110.78
53881	SNAP-ON INDUSTRIAL	14,607.19
53881	SNAP-ON INDUSTRIAL	83.42
53881	SNAP-ON INDUSTRIAL	138.12
53881	SNAP-ON INDUSTRIAL	63.00
53882	STATE TOXICOLOGY LABORATORY	135.00
53882	STATE TOXICOLOGY LABORATORY	180.00
53883	Stefankiewicz & Belasco LLC	168.00
53883	Stefankiewicz & Belasco LLC	98.00
53883	Stefankiewicz & Belasco LLC	98.00
53883	Stefankiewicz & Belasco LLC	140.00
53883	Stefankiewicz & Belasco LLC	56.00
53883	Stefankiewicz & Belasco LLC	182.00
53883	Stefankiewicz & Belasco LLC	28.00
53883	Stefankiewicz & Belasco LLC	308.00
53884	TRIAD ASSOCIATES	87.50
53884	TRIAD ASSOCIATES	1,500.00
53884	TRIAD ASSOCIATES	410.00
53884	TRIAD ASSOCIATES	875.00
53885	TREASURER, STATE OF NEW JERSEY	100.00
53886	TACTICAL PUBLIC SAFETY	450.00
53887	VITAL SERVICES GROUP	1,480.48
53888	VERIZON WIRELESS	570.15
53889	VERIZON	14.36
53890	VISUAL COMPUTER SOLUTIONS, INC	3,319.54
53891	WEST PAYMENT CENTER	409.06
53892	Ryan McGrath	148.07
53893	Frank Losacco	99.99
53894	ACE Telecom Consulting, LLC	450.00
53894	ACE Telecom Consulting, LLC	500.00
53895	FRANK BASILE	45.00
53895	FRANK BASILE	45.00
53895	FRANK BASILE	45.00
53895	FRANK BASILE	90.00
53895	FRANK BASILE	45.00
53895	FRANK BASILE	100.00
53896	CME ASSOCIATES	672.00
53897	JOHN T FAIR JR	135.00
53897	JOHN T FAIR JR	90.00
53897	JOHN T FAIR JR	90.00
53898	MICHAEL GRISER	38.98
53899	KERRY HALL	90.00
53899	KERRY HALL	90.00
53899	KERRY HALL	90.00
53899	KERRY HALL	45.00
53899	KERRY HALL	45.00
53900	JUSTIN MELO	23.00
53901	MALEY GIVENS	785.00
53902	ERIC NEVIL	11.99
53903	ORIGINAL WATERMAN, INC.	320.00
53904	SIRCHIE ACQUISITION CO. LLC	326.03
53905	WILLIAMS SCOTSMAN, INC	4,096.00
53905	WILLIAMS SCOTSMAN, INC	553.30

**REGULAR MEETING
MARCH 7, 2023**

COUNCIL:

MAYOR ROSENELLO reminded all of the St. Patrick's Day Celebration, set to begin at 11:30 on Saturday at the Recreation Center.

PUBLIC: None.

ADJOURNMENT:

On a motion by Bishop, seconded by Koehler, that there being no further business before Council, we do now adjourn. Carried. 5:11 PM.

APPROVED:

Patrick T. Rosenello, Mayor

ATTEST:

W. Scott Jett, City Clerk

This is a generalization of the meeting of March 7, 2023 and not a verbatim transcript.

**BOROUGH OF WEST WILDWOOD
COUNTY OF CAPE MAY
NEW JERSEY**

RESOLUTION 2023-027

**RESOLUTION OF THE BOARD OF COMMISSIONERS OF THE BOROUGH OF
WEST WILDWOOD SUPPORTING A646 & S2079- URGING THE PASSAGE OF
TOURISM TAX FAIR SHARE BILL**

WHEREAS, New Jersey law dictates that the Director of the Division of Taxation shall collect and administer fees imposed pursuant to section 1 of P.L.2003, c.114 (C.54:32D-1), and said fees shall be deposited to the State General Fund and allocated towards Arts, Historical Heritage, and Tourism; and

WHEREAS, the Bills (A646/S2079) would increase the allocation of revenues from the hotel and motel occupancy fee towards arts, historical heritage, and tourism purposes from 40 percent to 100 percent; and

WHEREAS, the change in allocation would assure that counties like Cape May, Ocean, Monmouth, and Atlantic would retain more of their contributed tourism dollars, and in essence, could be used to improve infrastructure critical to attract more patrons and tourists along the Jersey Shore; and

WHEREAS, in Cape May County, for example, hotel and occupancy taxes raised nearly \$16.3 million in 2021 but the county only received \$1.05 million back in Fiscal Year 2022 Arts and History Grants. By comparison, Essex County only generated about \$4.2 million in the same taxes but received \$8 million in grants funding according to figures from the state Department of Treasury.

NOW, THEREFORE, BE IT RESOLVED, that the Board of Commissioners of the Borough of West Wildwood, County of Cape May, and State of New Jersey, strongly supports Senate Bill 2079 and Assembly Bill 2079 and requests the Governor's passage of the same.

BE IT FURTHER RESOLVED, that a copy of this resolution be forwarded to the sponsor of each bill, the Office of the Governor, the New Jersey State League of Municipalities, and all Cape May County Municipalities.

	Motion	Second	Yes	No	Abstain	Absent
Mayor Matthew J. Ksiazek			X			
Commissioner John J. Banning	X		X			
Commissioner Joseph D. Segrest		X	X			

I, Donna L. Frederick, RMC, Municipal Clerk for the Borough of West Wildwood in the County of Cape May, and State of New Jersey, do hereby certify that the foregoing is a correct and true copy of a Resolution adopted by the Board of Commissioners of the Borough of West Wildwood, New Jersey at Regular Meeting held on March 3, 2023.


Donna L. Frederick, RMC
Municipal Clerk



State of New Jersey

DEPARTMENT OF ENVIRONMENTAL PROTECTION

Division of Water Monitoring, Standards and Pesticide Control

Bureau of Environmental Analysis, Restoration and Standards

P.O. Box 420, 401 East State Street

Mail Code 401-041

Trenton, NJ 08625-0420

Tel: (609) 633-1441

www.state.nj.us/dep/wms/bears

PHILIP D. MURPHY

Governor

SHAWN M. LaTOURETTE

Commissioner

SHEILA Y. OLIVER

Lt. Governor

March 1, 2023

Dear Mayors and Municipal Public Works Superintendents,

The New Jersey Department of Environmental Protection (DEP) is looking forward to the start of the 2023 beach season and need your assistance to ensure water quality and open beaches.

In mid-May, water monitoring will begin at recreational bathing beaches as a precursor to beach season. Beach season begins Memorial Day weekend for the majority of New Jersey beaches. Water quality monitoring is required by the New Jersey State Sanitary Code Chapter IX Public Recreational Bathing N.J.A.C. 8:26 and is conducted by local health authorities in cooperation with the Department of Health and DEP's Cooperative Coastal Monitoring Program to assess nearshore coastal water quality, investigate sources of water pollution and alert the public to immediate health concerns arising from pollution at coastal recreational bathing beaches.

From mid-May through September, local health authorities monitor coastal recreational beach water quality through sample collection and analysis. The results are evaluated against the primary recreational water quality standard of 104 colony forming units of *Enterococci* bacteria per 100 milliliters of sample. Enterococci are indicators of the presence of fecal material in water. Enterococci are typically not considered harmful to humans, but their presence in the environment may indicate that other disease-causing agents such as viruses, bacteria and protozoa may also be present. These pathogens can sicken swimmers and others who use waters for recreation. Other potential health effects can include diseases of the skin, eyes, ears and respiratory tract. Water quality monitoring ensures that beaches are safe for swimming and that the necessary actions are taken when samples exceed the water quality standard. Beach Advisories and Closures result when water quality exceeds the recreational bathing standard.

- **Advisories:**

When a sample exceeds the water quality standard, the local health authority is required to issue a swimming advisory at the recreational bathing beach where the sample was collected. Swimming Advisories warn the public of potentially unhealthy water conditions while swimming is allowed. Additional sampling daily and sanitary surveys are conducted until water quality results are back within standard.

- **Beach Closures:**

When two or more consecutive samples collected at a recreational bathing beach exceed the water quality standard, the local authority is required to close a beach to swimming. Beach closings

remain in effect until subsequent sanitary surveys and sampling indicate water quality results are back within standard.

Results are posted daily on DEP website at njbeaches.org.

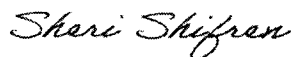
The summer season is economically important for many New Jersey communities due to the increase in tourism. The population along the coast nearly doubles in the summer, which increases demand on our infrastructure. When advisories are posted and beach closures occur, it impacts people's perception of New Jersey's beaches and water quality, potentially impacting our important tourism industry.

Coastal communities can help improve water quality and minimize potential advisories and beach closures by taking certain precautions prior to the beach season. Data has shown that proper maintenance and cleaning of storm sewer systems, including storm drain inlets and catch basins, result in lower bacterial levels in receiving waters and directly correlate to reductions in advisories and beach closings. These activities will also reduce the amount of floatable debris (trash) that enter surface waters and end up on our recreational beaches. The DEP reminds coastal municipalities of the requirements under their Tier A Municipal Separate Storm Sewer System (MS4) permit, including the mandate to enforce adopted community-wide ordinances addressing improper disposal of waste, pet waste, and wildlife feeding. Now through the beginning of beach season is also an important time to conduct the good housekeeping requirements of street sweeping, stormwater catch basin and storm drain inlet inspection and cleaning, and to complete dry weather outfall inspections for the detection of illicit discharges. Another important MS4 requirement that can have significant impact on water quality is to educate the public about the impacts of stormwater and hazards associated with illicit connections and improper disposal of waste and ensure that private stormwater facilities are being maintained. The DEP is willing to assist in the investigation and elimination of sources of water pollution. Infrastructure found in need of replacement or repair may be eligible for the New Jersey Water Bank low interest financing program for water infrastructure improvements.


Please work in conjunction with your Public Works Department in order to meet the good housekeeping and illicit discharge detection and elimination requirements of your MS4 permit. If you have any specific questions regarding your MS4 permit requirements, please contact your MS4 case manager who can be found at https://www.nj.gov/dep/dwg/msrp_managers.htm.

For more information, questions or concerns or to request assistance, please contact Sheri Shifren at (609) 984-0289 or Sheri.Shifren@dep.nj.gov.

Sincerely,



Sheri Shifren, Environmental Scientist 4
NJ's Beach Monitoring Program Manager



George W. Betts, Chairman
Richard Rixey, Vice Chairman
William G. Burns, Jr.
Patricia A. Callinan
Carol A. Heenan
Zeth Matalucci
Carol L. Saduk

Cape May County Municipal Utilities Authority

1523 Route 9 North, Cape May Court House, NJ 08210
Telephone: (609) 465-9026 • Telefax: (609) 465-9025
www.cmcma.com

March 6, 2023

Ms. Leslie L. Gimeno, Director
CAPE MAY COUNTY PLANNING BOARD
County Administration Building
4 Moore Road
Cape May Court House, NJ 08210

RE: Regional Pump Station Flows – February 2023

Dear Ms. Gimeno:

Enclosed please find the monthly meter and pump station flow calculation sheets for the Ocean City, Seven Mile Beach/Middle, Wildwood/Lower and Cape May Regional System.


In addition to the flow meter details that have been provided in the past flow reports, a flow summary has been added to the first page of the report. The flow summary consists of two (2) tables which provide data in the form of the flow as a percentage of the total received by the Authority. The first table groups all flow meters associated with a billing party. The second table provides the same data with reference to each location to which the billing meter is associated. The tables have been sorted to show highest to lowest percent of total flow. Future reports will contain these tables as well as an additional table for Quarter 1 combined flow percentage, Quarters 1 and 2 combined flow percentage, Quarters 1, 2, and 3 combined flow percentage and then a year-end total flow percentage table.

The Authority will continue to send out an estimated reallocation of user charges letter after the Quarter 3 flows have been issued in October/November.

Please do not hesitate to call if you have any questions about this data.

Very truly yours,

CAPE MAY COUNTY
MUNICIPAL UTILITIES AUTHORITY


Joshua Palombo
Wastewater Program Manager

JP:amm

Attachments

cc: Ms. Patty Haigh

Mr. John Feariheller

Ms. Jacquelyn Weaver, NJ American Water Company

Mr. Andrew Previti – Maser Consulting P.A.

Mr. Ralph Petrella, Jr., V.P. - Van Note Harvey Associates

Mr. James MacLaren, Operator/Consultant- NJ Turnpike Authority

Ms. Katelynn Wintz – County of Cape May

The Public Works Departments of Avalon, Middle Township, North Wildwood, Sea Isle City, Stone Harbor, West Cape May and Wildwood

The Administrators of Avalon, North Wildwood, Sea Isle City, Stone Harbor, West Wildwood and Wildwood

The CFOs of Cape May, Middle Township and Wildwood Crest

Mr. Ike Gandy, Committeeman – Township of Middle

Mr. James Norris, Committeeman – Township of Middle

Mr. Steven Mills, Superintendent, Middle Township Water & Sewer Dept.

Ms. Christine Gundersen, Finance Department – City of Ocean City

Mr. Mike Allegretto, City of Ocean City

Mr. Don Teefy, Asst. Superintendent - Water and Sewer Dept. – City of Sea Isle City

Mr. David Carrick, Supervisor – Water and Sewer Dept. – Borough of West Cape May

Mr. Michael McIntyre – City of Wildwood

Mr. Bill Staples – Sewer Utility Superintendent, Wildwood Sewer Utility

The Mayors and Clerks of:

Ocean City

Avalon

Sea Isle City

Stone Harbor

North Wildwood

Wildwood

West Wildwood

Wildwood Crest

Cape May

West Cape May

Cape May Point

Middle Township

File



CAPE MAY COUNTY MUNICIPAL UTILITIES AUTHORITY REGIONAL MONTHLY FLOW SUMMARY AND DETAILS REPORT

Feb 2023

Billing Party	Million Gallons	% of Total
New Jersey American Water	54.015	28.09%
Middle Township	23.200	12.06%
Borough Avalon	18.754	9.75%
City of Cape May	18.192	9.46%
City of Wildwood	17.804	9.26%
City of Sea Isle City	17.661	9.18%
City of North Wildwood	15.796	8.21%
Borough of Wildwood Crest	11.084	5.76%
Borough of Stone Harbor	4.763	2.48%
Borough of West Wildwood	3.634	1.89%
Borough of West Cape May	3.104	1.61%
Board of County Commissioners	2.039	1.06%
Borough of Cape May Point	1.195	0.62%
Lower Township MUA	1.044	0.54%
New Jersey Turnpike Authority	0.031	0.02%
Total	192.314	100.00%

Location	Million Gallons	% of Total
Ocean City	54.015	28.09%
Avalon	18.754	9.75%
Cape May City	18.192	9.46%
Wildwood	17.804	9.26%
Sea Isle	17.661	9.18%
North Wildwood	15.796	8.21%
Wildwood Crest	11.084	5.76%
Cape May Court House	9.675	5.03%
Rio Grande	8.194	4.26%
Stone Harbor	4.763	2.48%
Court House South	4.177	2.17%
West Wildwood	3.634	1.89%
West Cape May	3.104	1.61%
Crest Haven	2.039	1.06%
Cape May Point	1.195	0.62%
Shawcrest	1.044	0.54%
Stone Harbor Blvd	0.631	0.33%
Avalon Manor	0.491	0.26%
Harbor Bay Center	0.031	0.02%
Oceanview Service Area	0.031	0.02%
Total	192.314	100.00%

**CAPE MAY COUNTY MUNICIPAL UTILITIES AUTHORITY
YEAR TO DATE SUMMARY**

Feb 2023

Billing Party	YTD MG	YTD % of Total
New Jersey American Water	72.241	29.77%
Middle Township	25.691	10.59%
City of Cape May	23.074	9.51%
City of Wildwood	22.086	9.10%
Borough Avalon	21.393	8.82%
City of Sea Isle City	20.975	8.64%
City of North Wildwood	20.956	8.64%
Borough of Wildwood Crest	15.937	6.57%
Borough of Stone Harbor	6.238	2.57%
Borough of West Wildwood	4.995	2.06%
Borough of West Cape May	4.209	1.73%
Board of County Commissioners	1.976	0.81%
Borough of Cape May Point	1.458	0.60%
Lower Township MUA	1.416	0.58%
New Jersey Turnpike Authority	0.025	0.01%
Total	242.671	100.00%

Location	YTD MG	YTD % of Total
Ocean City	126.256	29.77%
Cape May City	41.266	9.51%
West Cape May	7.312	9.10%
Cape May Point	2.653	8.82%
Stone Harbor	11.001	8.64%
Sea Isle	38.636	8.64%
Avalon	40.843	6.57%
Crest Haven	4.015	4.48%
Rio Grande	17.142	3.69%
Cape May Court House	20.536	2.57%
Avalon Manor	1.035	2.06%
Stone Harbor Blvd	1.361	1.88%
Court House South	8.749	1.73%
Harbor Bay Center	0.069	0.81%
Oceanview Service Area	0.056	0.60%
Wildwood	39.889	0.58%
Wildwood Crest	27.021	0.30%
West Wildwood	8.629	0.22%
North Wildwood	36.752	0.02%
Shawcrest	2.460	0.01%
Total	435.681	100.00%

Date
 32nd Totalizer 32nd Flow In MG
 46th Totalizer 46th Flow In MG
 OC WTF TOTAL FLOW
 32nd % of
 46th % of
 Flow

2/1/2023	1579841920	1.847	1048100000	0.327	85.0%	15.0%
2/2/2023	1581689216	1.819	1048427000	0.318	85.1%	14.9%
2/3/2023	1583507968	1.706	1048745000	0.310	84.6%	15.4%
2/4/2023	1585214208	1.762	1049055000	0.319	84.7%	15.3%
2/5/2023	1586976068	1.645	1049374000	0.292	84.9%	15.1%
2/6/2023	1588621440	1.630	1049666000	0.291	84.9%	15.1%
2/7/2023	1590251548	1.625	1049957000	0.300	84.4%	15.6%
2/8/2023	1591876193	1.541	1050257000	0.285	84.4%	15.6%
2/9/2023	1593416704	1.471	1050542000	0.275	84.3%	15.7%
2/10/2023	1594888192	1.639	1050817000	0.313	84.0%	16.0%
2/11/2023	1596527488	1.490	1051130000	0.281	84.1%	15.9%
2/12/2023	1598017687	1.727	1051411000	0.322	84.3%	15.7%
2/13/2023	1599745024	1.712	1051733000	0.317	84.4%	15.6%
2/14/2023	1601457182	1.496	1052050000	0.283	84.1%	15.9%
2/15/2023	1602952956	1.537	1052333400	0.287	84.3%	15.7%
2/16/2023	1604489728	1.485	1052620000	0.274	84.4%	15.6%
2/17/2023	1605974784	1.700	1052894000	0.317	84.3%	15.7%
2/18/2023	1607674752	1.675	1053211000	0.325	83.8%	16.2%
2/19/2023	1609349888	1.700	1053536000	0.329	83.8%	16.2%
2/20/2023	1611049774	1.576	1053865000	0.293	84.3%	15.7%
2/21/2023	1612625280	1.532	1054158000	0.280	84.5%	15.5%
2/22/2023	1614196800	1.477	1054438000	0.271	84.5%	15.5%
2/23/2023	1615633920	1.481	1054709000	0.273	84.4%	15.6%
2/24/2023	1617115264	1.590	1054982000	0.294	84.4%	15.6%
2/25/2023	1618704768	1.327	1055276000	0.253	84.0%	16.0%
2/26/2023	1620032000	1.709	1055529000	0.316	84.4%	15.6%
2/27/2023	1621740978	1.937	1055845000	0.345	84.9%	15.1%
2/28/2023	1623678232	1.766	1056190000	0.323	84.5%	15.5%

Min	1.327	0.253	1.580
Max	1.937	0.345	2.282
Avg	1.629	0.300	1.929
Total	45.602	8.413	54.015

Feb 2023
Comments

AUTHORITY FLOW REPORT DETAIL FOR OCEAN CITY WTF

No comments.

Report Month: Feb 2023
 Year: 2023
 AUTHORITY FLOW REPORT DETAIL FOR CAPE MAY WTF

Date	Madison Totalizer	Madison Flow in MG	Claghorn Totalizer	Claghorn Flow in MG	West Cape May Totalizer	West Cape May Flow in MG	Coral Totalizer	Coral Flow in MG	Cape May City Flow in MG	CM WTF TOTAL FLOW in MG	Madison % of Flow	Claghorn % of Flow	West Cape May % of Flow	Cape May Point % of Flow
2/1/2023	26889316	0.603	896153141	0.248	1458440	0.126	19352778	0.044	0.727	0.897	67.3%	13.8%	14.0%	4.9%
2/2/2023	26895348	0.527	896402481	0.230	1460695	0.120	19396900	0.039	0.637	0.796	66.2%	13.7%	15.1%	4.9%
2/3/2023	26900622	0.511	896612174	0.252	1461898	0.132	19436290	0.046	0.631	0.808	63.2%	14.9%	16.3%	5.7%
2/4/2023	26905728	0.498	896883790	0.244	1463214	0.130	19461969	0.048	0.612	0.789	63.1%	14.4%	16.4%	6.0%
2/5/2023	26910706	0.494	897117403	0.221	1464511	0.116	19529557	0.046	0.599	0.762	64.9%	13.8%	15.2%	6.1%
2/6/2023	26915647	0.480	897348689	0.211	1465670	0.116	19575973	0.036	0.574	0.727	66.0%	13.0%	16.0%	4.9%
2/7/2023	26920446	0.527	897539533	0.205	1466834	0.114	19611904	0.039	0.617	0.770	68.4%	11.7%	14.8%	5.1%
2/8/2023	26925714	0.518	897764152	0.198	1467978	0.102	19630854	0.040	0.612	0.754	68.7%	12.5%	13.5%	5.2%
2/9/2023	26930891	0.505	897960491	0.222	1468996	0.112	19690408	0.043	0.614	0.769	65.6%	14.3%	14.6%	5.5%
2/10/2023	26935936	0.458	898182012	0.219	1470116	0.108	19732938	0.039	0.570	0.716	64.0%	13.6%	15.1%	5.4%
2/11/2023	26940518	0.475	898401258	0.248	1471185	0.116	19771534	0.045	0.604	0.763	67.0%	16.9%	15.2%	5.9%
2/12/2023	26946265	0.623	898648896	0.266	1472356	0.124	19816348	0.047	0.766	0.916	66.9%	15.2%	13.2%	5.0%
2/13/2023	26951496	0.595	898913032	0.234	1473591	0.115	19863728	0.044	0.714	0.873	68.1%	13.6%	13.2%	5.1%
2/14/2023	26957444	0.523	899147022	0.215	1474742	0.105	19907938	0.043	0.633	0.781	67.0%	14.0%	13.5%	5.5%
2/15/2023	26962877	0.501	899361548	0.223	1475795	0.115	19950930	0.044	0.608	0.767	65.2%	14.1%	15.0%	5.7%
2/16/2023	26967682	0.494	899584363	0.199	1476944	0.100	19995012	0.038	0.594	0.731	67.6%	13.6%	13.7%	5.1%
2/17/2023	26972625	0.550	899783779	0.234	1477944	0.109	20032642	0.047	0.675	0.831	66.2%	15.1%	13.1%	5.7%
2/18/2023	26978126	0.613	900018018	0.264	1479034	0.119	20079722	0.051	0.757	0.928	66.0%	15.6%	12.9%	5.5%
2/19/2023	26984251	0.575	900281853	0.255	1480227	0.117	20130916	0.053	0.713	0.883	65.1%	15.6%	13.2%	6.0%
2/20/2023	26990001	0.601	900536672	0.228	1481400	0.108	20184158	0.043	0.722	0.872	68.9%	14.0%	12.7%	4.9%
2/21/2023	26996006	0.571	900784595	0.198	1482463	0.096	20227276	0.037	0.673	0.806	70.9%	12.7%	11.9%	4.5%
2/22/2023	27001715	0.565	900962784	0.186	1483420	0.090	20263858	0.034	0.661	0.784	71.7%	12.2%	11.4%	4.8%
2/23/2023	27007365	0.534	901148953	0.205	1484315	0.096	20301668	0.038	0.643	0.777	68.8%	14.0%	12.4%	4.9%
2/24/2023	27012706	0.481	901335099	0.209	1485277	0.098	20339624	0.040	0.587	0.729	65.9%	15.2%	13.4%	5.4%
2/25/2023	27017512	0.524	901562130	0.253	1486257	0.117	20379179	0.046	0.639	0.823	63.7%	16.8%	14.3%	5.8%
2/26/2023	27022752	0.445	901814820	0.208	1487431	0.100	20425677	0.038	0.552	0.689	64.6%	15.4%	14.5%	5.5%
2/27/2023	27027205	0.612	902021178	0.230	1488432	0.106	20463329	0.043	0.736	0.884	69.2%	14.0%	12.0%	4.4%
2/28/2023	27033321	0.592	902251124	0.205	1489489	0.099	20506125	0.041	0.698	0.838	70.6%	12.7%	11.8%	4.9%

Min		0.445		0.186		0.090		0.036	0.552	0.689
Max		0.623		0.266		0.137		0.053	0.766	0.936
Avg		0.533		0.215		0.111		0.043	0.650	0.803
Total		14.992		6.303		3.104		1.195	18.192	22.490

Feb 2023
Comments

AUTHORITY FLOW REPORT DETAIL FOR CAPE MAY WTP

No comments

Report Month: Feb 2023
 Year: 2023
 AUTHORITY FLOW REPORT DETAIL FOR SEVEN MILE/MIDDLE WTF

Date	80th Totalizer	See Isle Flow in MG	81st Totalizer	Stone Harbor Flow in MG	89th Totalizer	89th Flow in MG	136th Totalizer	15th Flow in MG	Avalon City Flow in MG	Avalon Manor Totalizer	Avalon Manor Flow in MG	Stone Harbor Manor Totalizer	Stone Harbor Manor Flow in MG
2/1/2023	2572706	0.627	10467583	0.155	31657519	0.957	151370065	0.573	1.480	36245655	0.016	41088856	0.007
2/2/2023	2573333	0.655	10469132	0.167	31667088	0.216	151370065	0.404	0.620	36261474	0.017	41096890	0.007
2/3/2023	2573988	0.700	10470788	0.153	31669251	0.162	151370065	0.396	0.958	36278695	0.019	41101504	0.007
2/4/2023	2574688	0.629	10472325	0.156	31670871	0.189	151370065	0.347	0.516	36297668	0.017	41110366	0.006
2/5/2023	2575317	0.568	10473882	0.140	31672556	0.147	151370065	0.354	0.501	36314305	0.016	41115991	0.006
2/6/2023	2575885	0.541	10475384	0.154	31674092	0.215	151370065	0.348	0.563	36330166	0.013	41121527	0.006
2/7/2023	2576426	0.654	10476826	0.170	31675815	0.263	151370065	0.356	0.620	36343000	0.016	41127185	0.006
2/8/2023	2577080	0.491	10478322	0.124	31677816	0.152	151370065	0.325	0.477	36359493	0.013	41132598	0.004
2/9/2023	2577571	0.573	10479557	0.148	31680337	0.153	151370065	0.342	0.495	36372951	0.021	41139467	0.007
2/10/2023	2578144	0.620	10481083	0.212	31681862	0.180	151370065	0.355	0.514	36392900	0.021	41146165	0.007
2/11/2023	2578764	0.495	10482148	0.128	31683458	0.336	151370065	0.412	0.748	36414298	0.016	41152965	0.004
2/12/2023	2579259	0.641	10484382	0.202	31684813	0.227	151370065	0.383	0.610	36430721	0.020	41157446	0.006
2/13/2023	2579900	0.637	10486406	0.185	31686081	0.283	151370065	0.420	0.653	36450304	0.018	41165246	0.008
2/14/2023	2580537	0.544	10488231	0.157	316881408	0.103	151370065	0.417	0.520	36468390	0.020	41173047	0.006
2/15/2023	2581081	0.568	10489821	0.176	316892437	0.085	151370065	0.396	0.481	36486649	0.015	41178755	0.007
2/16/2023	2581630	0.606	10491584	0.163	316903288	0.328	151370065	0.507	0.835	36503241	0.021	41185412	0.006
2/17/2023	2582156	0.890	10493234	0.203	316916570	0.392	151370065	0.487	0.879	36524356	0.023	41191324	0.008
2/18/2023	2583146	0.967	10495259	0.179	31700493	0.333	151370065	0.470	0.801	36547259	0.019	41199666	0.007
2/19/2023	2584113	0.888	10497050	0.226	31703827	0.351	151370065	0.475	0.828	36566562	0.020	41206249	0.009
2/20/2023	2584981	0.633	10499307	0.178	31707334	0.245	151370065	0.429	0.674	36586407	0.018	41214879	0.008
2/21/2023	2585614	0.580	10501087	0.184	31709783	0.247	151370065	0.406	0.653	36604169	0.017	41222836	0.007
2/22/2023	2586174	0.565	10502727	0.180	31712251	0.237	151370065	0.361	0.598	36621034	0.016	41229234	0.007
2/23/2023	2586739	0.518	10504330	0.151	31714817	0.258	151370065	0.329	0.586	36637209	0.015	41235785	0.007
2/24/2023	2587257	0.577	10505841	0.164	31717194	0.272	151370065	0.360	0.632	36652309	0.015	41242329	0.007
2/25/2023	2587834	0.614	10507484	0.184	31719912	0.319	151370065	0.328	0.647	36667922	0.017	41248925	0.009
2/26/2023	2588448	0.598	10509119	0.163	31723103	0.262	151370065	0.357	0.619	36684211	0.018	41257657	0.005
2/27/2023	2589046	0.671	10510946	0.244	31725723	0.382	151370065	0.373	0.755	36702277	0.018	41263100	0.008
2/28/2023	2589717	0.650	10513381	0.184	31729543	0.408	151370065	0.486	0.894	36720600	0.016	41270900	0.007

Min		0.491		0.123		0.085		0.325	0.477		0.013		0.004
Max		0.967		0.244		0.957		0.573	1.480		0.021		0.009
Avg		0.631		0.170		0.272		0.398	0.670		0.018		0.007
Total		17.661		4.763		7.610		11.144	18.754		0.491		0.183

Feb 2023
 AUTHORITY FLOW REPORT DETAIL FOR SEVEN MILE/MIDDLE WTF

Stone Harbor Blvd Totalizer	Stone Harbor Blvd Flow in MG	CMCH Totalizer	CMCH Flow in MG	Crest Haven Totalizer	Crest Haven Flow in MG	Burlingl Totalizer	Burlingl Flow in MG	Mayville Totalizer	Mayville Flow in MG	GSP Totalizer	GSP Flow in MG	Harbor Bay Totalizer	Harbor Bay Flow in MG
64063410	0.031	881137662	0.353	98893842	0.083	194913875	0.077	755923	0.156	4502638	0.001	619000	0.0013
64084584	0.025	881490409	0.363	98777206	0.076	194890983	0.074	756079	0.159	4503939	0.001	620910	0.0010
64109318	0.032	881853671	0.487	98858529	0.075	195085250	0.096	756138	0.183	4505202	0.001	621270	0.0015
64141577	0.016	882340479	0.245	98928883	0.049	195161423	0.072	756421	0.143	4506697	0.001	622770	0.0008
64157693	0.020	882584999	0.339	98977950	0.048	195233132	0.084	756564	0.138	4507348	0.000	623530	0.0016
64177481	0.023	882923787	0.368	99026924	0.078	195297216	0.069	756702	0.151	4507494	0.001	625120	0.0007
64200359	0.028	883281393	0.388	99106119	0.076	195366386	0.074	756853	0.156	4508774	0.000	625860	0.0015
64228151	0.020	883679651	0.313	99181077	0.069	195440828	0.058	757009	0.129	4509186	0.001	627810	0.0008
64248506	0.022	883982948	0.348	99249742	0.089	195498757	0.066	757138	0.151	4510441	0.000	628090	0.0014
64270734	0.027	884340960	0.371	99318578	0.071	195564957	0.079	757289	0.177	4510924	0.001	629490	0.0012
64297678	0.017	884711765	0.282	99389664	0.037	195643752	0.054	757466	0.118	4512232	0.001	630730	0.0009
64315121	0.020	884993612	0.357	99426943	0.060	195697419	0.086	757584	0.173	4513393	0.000	631620	0.0012
64335346	0.023	885350174	0.345	99486999	0.073	195783676	0.086	757757	0.148	4513719	0.001	632860	0.0010
64358474	0.021	885695415	0.344	99560298	0.075	195848553	0.072	757905	0.150	4514866	0.000	633900	0.0008
64379794	0.022	886038999	0.351	99635656	0.072	195921313	0.063	758055	0.143	4515258	0.001	634690	0.0008
64401547	0.022	886389790	0.352	99707232	0.077	195982949	0.061	758198	0.144	4516480	0.000	635490	0.0016
64424002	0.027	886741502	0.368	99784295	0.065	196044758	0.077	758342	0.164	4516960	0.002	637040	0.0015
64451144	0.024	887109504	0.383	99849214	0.050	196121804	0.057	758506	0.138	4518940	0.001	638500	0.0012
64475093	0.024	887396033	0.333	99898966	0.060	196179078	0.083	758644	0.150	4520027	0.001	639720	0.0009
64499009	0.023	887729038	0.344	99958536	0.057	196242021	0.060	758794	0.144	4521145	0.002	640660	0.0012
64521830	0.022	888073054	0.350	100015662	0.076	196302526	0.060	758938	0.137	4522676	0.000	641880	0.0003
64544022	0.020	888421475	0.346	100091748	0.088	196361715	0.064	759075	0.135	4523069	0.002	642138	0.0014
64564143	0.022	888787110	0.349	100178973	0.102	196425709	0.061	759210	0.134	4523203	0.001	643570	0.0014
64586167	0.023	889115458	0.388	100281191	0.092	196486429	0.071	759344	0.145	4523578	0.001	645000	0.0007
64608761	0.021	889454241	0.315	100379102	0.071	196557707	0.074	759489	0.151	4523734	0.002	645720	0.0013
64629665	0.021	889768834	0.383	100443781	0.071	196631271	0.072	759640	0.112	4524931	0.001	647040	0.0010
64650993	0.022	890102545	0.359	100514950	0.115	196702800	0.088	759752	0.200	4529769	0.002	648020	0.0013
64672800	0.022	890461200	0.332	100630300	0.102	196790400	0.076	759952	0.148	4532082	0.001	649340	0.0010

Min	0.016		0.245		0.087		0.054		0.112		0.000		0.000
Max	0.032		0.487		0.115		0.096		0.200		0.002		0.002
Avg	0.023		0.346		0.073		0.070		0.149		0.001		0.001
Total	0.631		9.675		2.039		1.953		4.177		0.031		0.031

Feb 2023
 AUTHORITY FLOW REPORT DETAIL FOR SEVEN MILE/MIDDLE WTF

SM WTF TOTAL FLOW in MG	60th % of Flow	51st % of Flow	39th % of Flow	15th % of Flow	Avalon Manor % of Flow	Stone Harbor Manor % of Flow	Stone Harbor Blvd % of Flow	CMCH % of Flow	Crest Haven % of Flow	Burligh % of Flow	Mayville % of Flow	Harbor Bay % of Flow	GSP % of Flow
2.893	21.7%	5.4%	33.1%	18.1%	0.5%	0.2%	0.5%	12.2%	2.9%	2.7%	2.7%	0.05%	0.04%
2.084	31.4%	8.0%	10.4%	19.4%	0.8%	0.3%	0.9%	17.4%	3.7%	3.6%	4.1%	0.05%	0.06%
2.210	31.7%	6.9%	7.3%	17.9%	0.9%	0.3%	1.1%	22.0%	3.4%	4.4%	3.9%	0.07%	0.07%
1.771	35.3%	8.4%	9.3%	19.6%	0.9%	0.3%	0.6%	13.8%	2.8%	4.0%	4.0%	0.04%	0.04%
1.773	32.0%	7.9%	8.3%	20.0%	0.9%	0.3%	0.8%	19.1%	2.8%	3.4%	4.2%	0.09%	0.01%
1.873	28.9%	7.2%	11.5%	18.6%	0.7%	0.3%	0.9%	19.6%	4.2%	3.7%	4.4%	0.04%	0.07%
2.109	31.0%	8.0%	12.5%	16.8%	0.8%	0.4%	0.9%	18.4%	3.6%	3.5%	3.9%	0.07%	0.02%
1.638	30.0%	7.5%	9.3%	19.8%	0.8%	0.3%	1.0%	19.1%	4.2%	3.5%	4.3%	0.05%	0.08%
1.828	31.4%	8.1%	8.3%	18.7%	1.1%	0.4%	0.9%	19.0%	3.8%	3.6%	4.6%	0.06%	0.03%
2.016	30.8%	10.5%	7.9%	17.6%	1.1%	0.3%	1.0%	18.4%	3.5%	3.5%	4.9%	0.06%	0.06%
1.839	26.9%	6.7%	18.2%	22.4%	0.9%	0.2%	0.7%	15.3%	2.0%	2.9%	3.5%	0.05%	0.06%
2.084	30.8%	9.7%	10.9%	16.4%	0.9%	0.4%	0.6%	17.1%	2.9%	4.1%	4.2%	0.06%	0.02%
1.832	29.7%	8.6%	5.8%	22.7%	1.2%	0.4%	0.7%	16.6%	3.5%	3.2%	3.9%	0.05%	0.06%
1.831	31.1%	9.6%	4.6%	21.6%	0.8%	0.3%	0.9%	18.8%	4.1%	3.9%	4.3%	0.04%	0.02%
2.224	27.3%	7.4%	24.4%	21.8%	0.9%	0.4%	0.4%	19.2%	3.9%	3.4%	4.4%	0.04%	0.07%
2.622	33.9%	7.7%	15.0%	18.6%	0.9%	0.3%	0.7%	15.8%	3.5%	2.7%	3.7%	0.07%	0.07%
2.469	38.2%	7.3%	13.5%	19.0%	0.8%	0.3%	0.7%	14.0%	2.5%	2.9%	3.3%	0.06%	0.08%
2.508	34.8%	9.0%	14.0%	18.9%	0.8%	0.3%	0.6%	11.6%	2.0%	2.3%	3.3%	0.05%	0.04%
2.073	30.5%	8.6%	11.8%	20.7%	0.9%	0.4%	0.7%	13.3%	2.4%	2.5%	3.9%	0.04%	0.04%
1.981	28.3%	8.3%	12.5%	20.5%	0.9%	0.3%	0.8%	16.8%	2.8%	2.9%	4.1%	0.08%	0.07%
1.929	29.3%	8.3%	12.3%	18.7%	0.8%	0.3%	0.7%	17.7%	3.8%	3.0%	3.9%	0.01%	0.02%
1.880	27.8%	8.0%	13.7%	17.5%	0.8%	0.3%	0.8%	17.8%	4.5%	3.3%	3.7%	0.07%	0.11%
1.987	29.0%	8.3%	13.7%	18.1%	0.8%	0.3%	0.8%	18.8%	5.4%	3.2%	3.9%	0.08%	0.07%
2.022	30.4%	9.1%	13.8%	16.2%	0.8%	0.4%	0.6%	17.0%	4.6%	3.6%	3.7%	0.04%	0.04%
1.937	30.9%	8.4%	13.5%	18.4%	0.9%	0.3%	0.8%	15.8%	3.5%	3.6%	3.8%	0.07%	0.08%
2.387	28.1%	10.2%	16.0%	15.6%	0.8%	0.3%	0.6%	17.2%	3.7%	3.7%	2.1%	0.05%	0.04%
2.369	27.4%	7.7%	17.2%	20.5%	0.7%	0.3%	0.6%	15.0%	4.8%	3.7%	4.7%	0.06%	0.10%

1.638
2.893
2.080
58.254

Feb 2023
Comments

AUTHORITY FLOW REPORT DETAIL FOR SEVEN MILE/MIDDLE WTF

15th Street flow meter failure 2/01 - 2/28. Daily five (5) year averages used.

Date	Out Totalizer	Out Flow In	MG	10th Totalizer	10th Flow In	MG	North	North	MG	West	West	MG	Slope Totalizer	Slope Flow In	MG	Rosemary	Rosemary	MG	Wildwood	Wildwood	MG	Wildwood	Wildwood	MG
2/1/2023	173280	0.277	257755	0.408	0.597	0.685	11407082	0.157	490869	0.747	0.499	852773	0.499	852773	0.499	852773	0.499	852773	0.499	852773	0.499	852773	0.499	852773
2/2/2023	173557	0.248	258163	0.349	0.517	0.597	11563779	0.140	491773	0.701	0.499	853272	0.499	853272	0.499	853272	0.499	853272	0.499	853272	0.499	853272	0.499	853272
2/3/2023	173805	0.235	258512	0.317	0.552	0.552	11783739	0.137	492614	0.677	0.499	853758	0.499	853758	0.499	853758	0.499	853758	0.499	853758	0.499	853758	0.499	853758
2/4/2023	174040	0.228	258829	0.304	0.532	0.532	11840645	0.131	493428	0.689	0.499	854236	0.499	854236	0.499	854236	0.499	854236	0.499	854236	0.499	854236	0.499	854236
2/5/2023	174268	0.228	259133	0.309	0.537	0.537	11917127	0.131	494248	0.703	0.499	854695	0.499	854695	0.499	854695	0.499	854695	0.499	854695	0.499	854695	0.499	854695
2/6/2023	174496	0.203	259442	0.279	0.482	0.482	1202256	0.119	495082	0.616	0.499	855101	0.499	855101	0.499	855101	0.499	855101	0.499	855101	0.499	855101	0.499	855101
2/7/2023	174699	0.190	259721	0.264	0.454	0.454	12221403	0.113	495817	0.564	0.499	855503	0.499	855503	0.499	855503	0.499	855503	0.499	855503	0.499	855503	0.499	855503
2/8/2023	174889	0.207	259985	0.270	0.477	0.477	12334377	0.116	496694	0.607	0.499	855903	0.499	855903	0.499	855903	0.499	855903	0.499	855903	0.499	855903	0.499	855903
2/9/2023	175096	0.197	260255	0.284	0.481	0.481	12450176	0.108	497217	0.601	0.499	856353	0.499	856353	0.499	856353	0.499	856353	0.499	856353	0.499	856353	0.499	856353
2/10/2023	175293	0.199	260539	0.283	0.482	0.482	12557697	0.108	497926	0.592	0.499	856800	0.499	856800	0.499	856800	0.499	856800	0.499	856800	0.499	856800	0.499	856800
2/11/2023	175492	0.205	260822	0.284	0.489	0.489	1265914	0.111	498626	0.575	0.499	857261	0.499	857261	0.499	857261	0.499	857261	0.499	857261	0.499	857261	0.499	857261
2/12/2023	175697	0.221	261106	0.367	0.588	0.588	12776418	0.130	499312	0.653	0.499	857710	0.499	857710	0.499	857710	0.499	857710	0.499	857710	0.499	857710	0.499	857710
2/13/2023	175918	0.305	261473	0.480	0.785	0.785	12906052	0.164	500095	0.763	0.499	858161	0.499	858161	0.499	858161	0.499	858161	0.499	858161	0.499	858161	0.499	858161
2/14/2023	176273	0.256	261953	0.342	0.598	0.598	13066689	0.139	501622	0.641	0.499	858613	0.499	858613	0.499	858613	0.499	858613	0.499	858613	0.499	858613	0.499	858613
2/15/2023	176479	0.248	262295	0.302	0.550	0.550	13208826	0.129	503328	0.658	0.499	859067	0.499	859067	0.499	859067	0.499	859067	0.499	859067	0.499	859067	0.499	859067
2/16/2023	176727	0.240	262597	0.289	0.529	0.529	13338148	0.124	502589	0.611	0.499	859519	0.499	859519	0.499	859519	0.499	859519	0.499	859519	0.499	859519	0.499	859519
2/17/2023	176967	0.271	262866	0.358	0.629	0.629	13462050	0.134	503328	0.658	0.499	859971	0.499	859971	0.499	859971	0.499	859971	0.499	859971	0.499	859971	0.499	859971
2/18/2023	177238	0.291	263244	0.396	0.687	0.687	13595907	0.138	504116	0.695	0.499	860421	0.499	860421	0.499	860421	0.499	860421	0.499	860421	0.499	860421	0.499	860421
2/19/2023	177529	0.275	263640	0.379	0.654	0.654	13733670	0.130	504949	0.682	0.499	860873	0.499	860873	0.499	860873	0.499	860873	0.499	860873	0.499	860873	0.499	860873
2/20/2023	177804	0.344	264019	0.331	0.575	0.575	13863585	0.123	505761	0.609	0.499	861325	0.499	861325	0.499	861325	0.499	861325	0.499	861325	0.499	861325	0.499	861325
2/21/2023	178048	0.227	264350	0.293	0.520	0.520	13986482	0.121	506493	0.591	0.499	861777	0.499	861777	0.499	861777	0.499	861777	0.499	861777	0.499	861777	0.499	861777
2/22/2023	178275	0.221	264643	0.287	0.488	0.488	14107248	0.117	507205	0.546	0.499	862229	0.499	862229	0.499	862229	0.499	862229	0.499	862229	0.499	862229	0.499	862229
2/23/2023	178496	0.232	264910	0.273	0.505	0.505	14227286	0.117	507871	0.556	0.499	862681	0.499	862681	0.499	862681	0.499	862681	0.499	862681	0.499	862681	0.499	862681
2/24/2023	178957	0.229	265183	0.270	0.499	0.499	14343488	0.115	508544	0.556	0.499	863133	0.499	863133	0.499	863133	0.499	863133	0.499	863133	0.499	863133	0.499	863133
2/25/2023	179189	0.232	265453	0.293	0.525	0.525	14459551	0.118	509215	0.571	0.499	863585	0.499	863585	0.499	863585	0.499	863585	0.499	863585	0.499	863585	0.499	863585
2/26/2023	179420	0.238	265746	0.296	0.527	0.527	14577279	0.122	509904	0.615	0.499	864037	0.499	864037	0.499	864037	0.499	864037	0.499	864037	0.499	864037	0.499	864037
2/27/2023	179658	0.305	266037	0.315	0.553	0.553	14699503	0.118	510641	0.568	0.499	864489	0.499	864489	0.499	864489	0.499	864489	0.499	864489	0.499	864489	0.499	864489
2/28/2023	179896	0.238	266357	0.311	0.511	0.511	14817221	0.224	511327	0.756	0.499	864941	0.499	864941	0.499	864941	0.499	864941	0.499	864941	0.499	864941	0.499	864941

Feb 2023
 AUTHORITY FLOW REPORT DETAIL FOR WILDWOOD/LOWER WTF

Shawcrest Totalizer	Shawcrest Flow in MG	Rio Grande Totalizer	Rio Grande Flow in MG	WW WWTF TOTAL FLOW in MG	Oak % of Flow	10th % of Flow	Neptune % of Flow	Spicer % of Flow	Rosemary % of Flow	Shawcrest % of Flow	Rio Grande % of Flow
2190851	0.045	974525	0.301	2.434	11.4%	16.8%	6.4%	30.7%	20.5%	1.8%	12.4%
2191300	0.040	974826	0.310	2.274	10.9%	15.3%	6.2%	30.8%	21.4%	1.8%	13.6%
2191699	0.039	975136	0.318	2.201	10.7%	14.4%	6.2%	30.8%	21.7%	1.8%	14.4%
2192088	0.042	975454	0.345	2.198	10.4%	13.8%	5.9%	31.4%	20.9%	1.9%	15.7%
2192504	0.035	975799	0.328	2.140	10.7%	14.4%	6.1%	32.9%	19.0%	1.6%	15.3%
2192850	0.031	976127	0.293	1.943	10.4%	14.4%	6.1%	31.7%	20.7%	1.6%	15.1%
2193157	0.031	976420	0.292	1.854	10.2%	14.2%	6.1%	30.4%	21.6%	1.7%	15.7%
2193471	0.027	976712	0.285	1.862	11.1%	14.5%	6.2%	32.6%	18.8%	1.5%	15.3%
2193741	0.029	976997	0.285	1.881	10.5%	15.1%	5.7%	32.0%	20.0%	1.5%	15.2%
2194028	0.027	977282	0.273	1.851	10.8%	15.3%	5.8%	32.0%	19.9%	1.4%	14.8%
2194296	0.025	977555	0.297	1.859	11.0%	15.3%	5.9%	31.0%	19.5%	1.4%	16.0%
2194548	0.044	977852	0.299	2.123	10.4%	17.3%	6.1%	30.8%	19.3%	2.0%	14.1%
2194983	0.048	978151	0.286	2.639	11.6%	18.2%	6.2%	28.9%	22.5%	1.8%	10.8%
2195460	0.035	978437	0.279	1.950	13.1%	17.5%	7.1%	32.9%	13.2%	1.8%	14.3%
2195807	0.032	978716	0.272	2.015	12.3%	15.0%	6.4%	32.6%	18.6%	1.6%	13.5%
2196130	0.035	978988	0.269	1.974	12.2%	14.6%	6.3%	31.0%	20.6%	1.8%	13.6%
2196476	0.037	979257	0.269	2.139	12.7%	16.7%	6.3%	30.8%	19.3%	1.7%	12.6%
2196849	0.038	979526	0.309	2.299	12.7%	17.2%	6.0%	30.2%	18.8%	1.6%	13.4%
2197225	0.037	979835	0.299	2.187	12.6%	17.3%	5.9%	31.2%	17.6%	1.7%	13.7%
2197591	0.033	980134	0.285	1.995	12.2%	16.6%	6.2%	30.5%	18.5%	1.7%	14.3%
2197925	0.046	980419	0.267	1.906	11.9%	15.4%	6.4%	31.0%	18.9%	2.4%	14.0%
2198380	0.032	980686	0.284	1.784	12.4%	15.0%	6.7%	30.6%	17.6%	1.8%	15.9%
2198695	0.033	980970	0.279	1.852	12.5%	14.7%	6.3%	30.0%	19.6%	1.8%	15.1%
2199020	0.031	981249	0.279	1.813	12.6%	14.9%	6.4%	30.7%	18.4%	1.7%	15.4%
2199326	0.030	981538	0.306	1.903	12.2%	15.4%	6.2%	30.0%	18.6%	1.6%	16.1%
2199625	0.032	981834	0.300	1.909	12.1%	15.5%	6.4%	32.2%	16.4%	1.7%	15.7%
2199942	0.041	982134	0.299	1.970	12.1%	16.0%	6.0%	28.8%	19.8%	2.1%	15.2%
2200352	0.093	982433	0.286	2.605	11.7%	19.6%	8.6%	29.0%	16.5%	3.6%	11.0%

Min	0.025		0.267	1.784
Max	0.093		0.345	2.639
Avg	0.037		0.293	2.056
Total	1.044		8.194	57.556

Feb 2023
Comments

AUTHORITY FLOW REPORT DETAIL FOR WILDWOOD/LOWER NTF

Flow into Spicer has been reconfigured due to Pump Station work. West Wildwood (Neptune) flow is passing through Spicer flow meter so Spicer totalizer is reading both stations flow. Therefore, the Neptune flow has been deducted from the Spicer flow.

City Clerk's Report


February 2023

Alcoholic Beverages	.00	9-01-08-103-000
Mercantile License	1,174.00	9-01-08-104-001
Room License	2,472.00	9-01-08-104-002
NW Tourism	1,291.00	-
GWTIDA	24,295.50	-
Cat License	4.00	-
Dog License (City)	134.40	-
Dog License (State)	48.00	-
Pilot Clinic Fund	9.60	-
Animal Population Control	6.00	-
Boardwalk Games	.00	9-01-08-104-005
Legalized Bingo	.00	9-01-08-104-003
Raffle	360.00	9-01-08-104-004
Street Inspection Fees	.00	9-01-08-105-016
Street/Trench Permit	.00	9-01-08-105-016
Appliance Pick Up	140.00	9-01-08-105-001
Photo Copies	36.20	9-01-16-510-004
Parking Permits	27,000.00	9-01-08-105-009
City Properties	35,000.00	9-01-08-128-001
Gun Permits	14.00	9-01-08-105-002
Beach Permits	260.00	9-01-08-105-003
Planning Board	805.00	9-01-08-105-004
Zoning Permits	.00	9-01-08-105-017
Zoning Board	.00	9-01-08-105-005
Assessments/Improvements	.00	9-01-16-510-003
Election Salary/Rent	.00	9-01-08-128-001
Special Events	.00	9-01-08-104-001
Late Fees	.00	9-01-16-569-001
Miscellaneous (incl/Dumpster Permits)	140.00	9-01-16-569-001
	.00	
Totals	\$ 93,189.70	

Disbursements:	
Ck # 1365 NJ Dept. of Health-Dogs	63.60
Ck # 1366 City of N.W. Dog Trust	134.40
Ck # 1367 N.W. Tourism	1,291.00
Ck # 1368 Treasurer	67,365.20
GWTIDA	24,295.50
Ck # 1364 Linda Baker – Refund – 2/13/23 – Paid In Error (Two Appliance Pickups)	40.00
Total	\$ 93,189.70

W. Scott Jett, City Clerk

Date: 3/1/2023



Vital Statistics Monthly Report

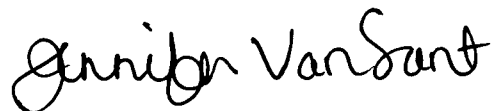
February 2023

Birth Certificates	\$	0.00
Marriage Certificates	\$	50.00
Marriage License	\$	0.00
Death Certificates	\$	540.00
Total	\$	590.00

TOTALS IN NORTH WILDWOOD FOR MONTH

Births	Marriage	Deaths
0	1	2

Sincerely,



Jennifer VanSant, CMR



City of North Wildwood
Fire Department
400-A New Jersey Ave.
North Wildwood, NJ 08260

**Monthly Report for North Wildwood Fire Department
January 2023**

Incidents and Inspections

Local Fire Alarms	74
General Fire Alarms	62
District Fire Alarms	8
Fire Drills	3
Emergency Medical Runs	50
Knox Box Installations	2
Housing Inspections	28

Total: 227

Additional Man Hours in Service

Overtime Hours	117
Special Assignment	2
Training Hours	8

Total: 127

Monies Collected

Ambulance Billing	\$24,046.40
2023 2nd Qtr SLCHIP Rebates	\$9,573.00
Totals to Treasurer:	\$24,046.40

Breakdown of EMS Incidents

Altered Mental Status/Mental Eval	4
Cardiac Emergency/Chest Pain	6
Fall Victims	6
Respiratory Emergency	4
Sick Person (unclassified)	4
Motor Vehicle Accidents	1
Abdominal Pain	3
Patient Assists	1
Other EMS Responses	21

Breakdown of Fire Calls

Fires	2
Hazardous Condition (no fire)	4
Calls for Service	17
Good Intent/False Calls	35
Public Assists	13
Other Fire Responses	3

Respectfully submitted:

Dominick J. McClain

Dominick McClain, Fire Chief



City of North Wildwood
Fire Department
400-A New Jersey Ave.
North Wildwood, NJ 08260

Monthly Report for Fires, Emergency & Inspections February 2023

Incidents and Inspections

Local Fire Alarms	69
General Fire Alarms	2
Fire Drills	3
Emergency Medical Runs	53
Knox Box Installations	3
Housing Inspections	

Total: 130

Breakdown of Fire Calls

Incident Type Description	20
Medical assist, assist EMS crew	
Public service	8
Alarm system activation, no fire - unintentional	8
Electrical wiring/equipment problem, other	7
Gas leak (natural gas or LPG)	7
Dispatched & canceled en route	6
Steam, other gas mistaken for smoke, other	1
Cover assignment, standby, moveup	1
Water or steam leak	2
Fires in structure other than in a building	1
Overheated motor	1
Assist police or other governmental agency	1
Good intent call, other	1
Arcing, shorted electrical equipment	1
Extinguishing system activation due to malfunction	1
Defective elevator, no occupants	1
Unauthorized burning	1
Rescue, EMS incident, other	1
Alarm system sounded due to malfunction	1
School Fire Drills	2

Additional Man Hours in Service

Overtime Hours	54
Special Assignment	0
Training Hours	20
Total:	74

Monies Collected

Ambulance Billing	\$11,533.34
2023 Qtr SLCHIP Rebates	\$0.00
Totals to Treasurer:	\$11,533.34

Breakdown of EMS Incidents

Abdominal Pain	3
Altered Mental Status/Mental Eval	1
Assault	1
Cardiac Emergency/Chest Pain	4
Fall Victims	8
Intoxicated	1
Medical Emergency	8
Mental Evaluation	4
Patient Assist	4
Respiratory Emergency	7
Seizures	1
Sick Person (unclassified)	2
Stand-by Fire Incident	1
Syncoper	1
Traumatic Injury	1
Unconscious/Unresponsive	2
Other EMS Responses	2

Respectfully submitted,

Dominick McClain, Fire Chief

NORTH WILDWOOD POLICE DEPARTMENT

901 ATLANTIC AVENUE
NORTH WILDWOOD, NJ 08260



PHONE : 609.522.2411
WEBSITE : WWW.NWPD.ORG

The following is a report of the activities of the North Wildwood Police Department for the month of **February 2023**

PATRICK T. ROSENELLO
DIRECTOR OF PUBLIC SAFETY

JOHN A. STEVENSON
CHIEF OF POLICE

WILLIAM J. ETSSELL
CAPTAIN

KATHERINE C. MADDEN
LIEUTENANT

JUSTIN R. ROBINSON
LIEUTENANT

ADAM B. MCGRAW
LIEUTENANT

CRIMES

Arson/Suspicious Fires	0
Assault - Aggravated	1
Assault - Simple	1
Burglary	0
Drug Offenses	0
Fraud	1
Murder	0
Possess Stolen Property	0
Rape	0
Robbery	0
Theft	2
Weapon Offenses	0

DISORDERLY COMPLAINTS

Disorderly Acts/ Complaints	1
Malicious Property Damage	0

PERSONNEL INJURY

Officer Injuries	0
------------------	---

MOTOR VEHICLE

Drunk Driving	0
MV Accidents	5
MV Complaints, Misc	227
MV Theft	0
Summonses Issued	28

SERVICES

Ambulance/Medical Assists	33
Assist Other Agencies	11
Beach/Boardwalk Permits	10
Residential Property Checks	514
Scheduled Business Checks	939

MISCELLANEOUS COMPLAINTS

Animal	3
False Burglary Alarms	3
False Fire Alarms	3

ARRESTS

Adult	7
Juvenile	0

Total number of Incidents handled by the Department for the Month 2,801

Total Monies turned over to the City Clerk \$ 224.70

Respectfully,

 #234

John A. Stevenson
Chief of Police

FEBRUARY 2023

Police Reports: 24.70

Firearms: 0.00

Beach/Board Permits: 200.00

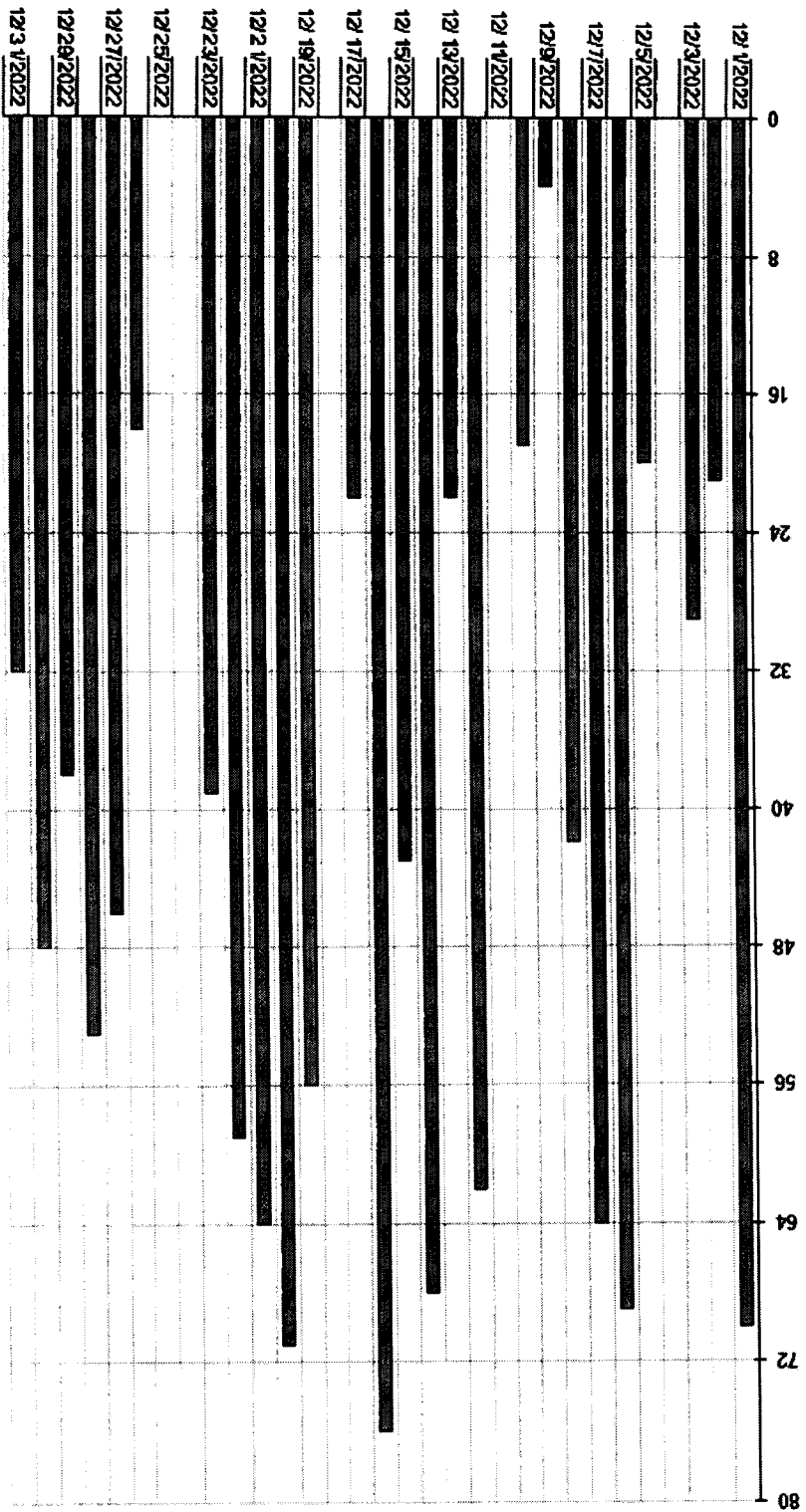

Grand Total: 224.70

Building Usage- Monthly

2022

January
February
March
April
May
June
July
August
September
October
November
December
TOTALS:

Adults 7:30am-2pm	Adults 2pm-7pm	Open Rec 1-6 Day	Open Rec 1-6 Friday Night	Open Rec 7-12 Day - No School	Open Rec 7-12 Evening	Adults 6pm-9pm	Bldg Ttls
							1,057
							1,384
							1,662
							1,380
							1,581
							728
							818
							770
							471
							1,389
							1,376
472	48	458	31	34	48	60	1,151
5,529	959	4,692	288	122	975	1,202	13,767



Visitor - Basic Main Location

**RECREATION DEPARTMENT
MONTHLY TRANSMITTAL SUMMARY
DECEMBER 2022**

	WEEK 1 TOTALS	WEEK 2 TOTALS	WEEK 3 TOTALS	WEEK 4 TOTALS	WEEK 5 TOTALS	WEEK 6 TOTALS	MONTHLY TOTALS
5th St. Park Lot							
Irish Festival	\$0.00	\$0.00	\$0.00	\$0.00	\$0.00	\$0.00	\$0.00
5th St. PL - Subtotal:	\$0.00	\$0.00	\$0.00	\$0.00	\$0.00	\$0.00	\$0.00
Boat Ramp							
Launches	\$0.00	\$0.00	\$0.00	\$0.00	\$0.00	\$0.00	\$0.00
Permits	\$0.00	\$0.00	\$0.00	\$0.00	\$0.00	\$0.00	\$0.00
Boat Ramp - Subtotal:	\$0.00	\$0.00	\$0.00	\$0.00	\$0.00	\$0.00	\$0.00
Buckets Basketball Camp Registrations							
Week 1	\$0.00	\$0.00	\$0.00	\$0.00	\$0.00	\$0.00	\$0.00
Week 2	\$0.00	\$0.00	\$0.00	\$0.00	\$0.00	\$0.00	\$0.00
Week 3	\$0.00	\$0.00	\$0.00	\$0.00	\$0.00	\$0.00	\$0.00
Buckets Basketball Camp - Subtotal:	\$0.00	\$0.00	\$0.00	\$0.00	\$0.00	\$0.00	\$0.00
BUCKETS BASKETBALL CLINIC	\$20.00	\$260.00	\$100.00	\$60.00	\$20.00	\$0.00	\$460.00
Donations							
Kale Christmas Party							
Chrissy Tolomeo Foundation	\$0.00	\$1,500.00	\$0.00	\$0.00	\$0.00	\$0.00	\$1,500.00
Kale Christmas Party							
Hank Hood	\$0.00	\$100.00	\$0.00	\$0.00	\$0.00	\$0.00	\$100.00
Kale Christmas Party							
Ed's Funcode	\$0.00	\$0.00	\$300.00	\$0.00	\$0.00	\$0.00	\$300.00
4	\$0.00	\$0.00	\$0.00	\$0.00	\$0.00	\$0.00	\$0.00
5	\$0.00	\$0.00	\$0.00	\$0.00	\$0.00	\$0.00	\$0.00
6	\$0.00	\$0.00	\$0.00	\$0.00	\$0.00	\$0.00	\$0.00
Donations - Subtotal:	\$0.00	\$1,600.00	\$300.00	\$0.00	\$0.00	\$0.00	\$1,900.00
Facility Rentals							
Gym							
Bergen Catholic	\$412.50	\$0.00	\$0.00	\$0.00	\$0.00	\$0.00	\$412.50
2	\$0.00	\$0.00	\$0.00	\$0.00	\$0.00	\$0.00	\$0.00
3	\$0.00	\$0.00	\$0.00	\$0.00	\$0.00	\$0.00	\$0.00
4	\$0.00	\$0.00	\$0.00	\$0.00	\$0.00	\$0.00	\$0.00
5	\$0.00	\$0.00	\$0.00	\$0.00	\$0.00	\$0.00	\$0.00
6	\$0.00	\$0.00	\$0.00	\$0.00	\$0.00	\$0.00	\$0.00
7	\$0.00	\$0.00	\$0.00	\$0.00	\$0.00	\$0.00	\$0.00
8	\$0.00	\$0.00	\$0.00	\$0.00	\$0.00	\$0.00	\$0.00
9	\$0.00	\$0.00	\$0.00	\$0.00	\$0.00	\$0.00	\$0.00
10	\$0.00	\$0.00	\$0.00	\$0.00	\$0.00	\$0.00	\$0.00
Facility Rental - Subtotal:	\$412.50	\$0.00	\$0.00	\$0.00	\$0.00	\$0.00	\$412.50
FISHING TOURNAMENT	\$0.00	\$0.00	\$0.00	\$0.00	\$0.00	\$0.00	\$0.00
Fitness Classes							
Cardio & Cut	\$0.00	\$0.00	\$0.00	\$0.00	\$0.00	\$0.00	\$0.00
Dance Creativity	\$0.00	\$0.00	\$0.00	\$0.00	\$0.00	\$0.00	\$0.00
Line Dancing	\$0.00	\$40.00	\$90.00	\$35.00	\$0.00	\$0.00	\$165.00
Meditation & Yoga	\$0.00	\$0.00	\$0.00	\$0.00	\$0.00	\$0.00	\$0.00
Yoga	\$0.00	\$0.00	\$0.00	\$0.00	\$0.00	\$0.00	\$0.00
Zumba	\$0.00	\$0.00	\$0.00	\$0.00	\$0.00	\$0.00	\$0.00
Fitness Classes - Subtotal:	\$0.00	\$40.00	\$90.00	\$35.00	\$0.00	\$0.00	\$165.00
Hockey League Registrations							
2nd - 4th	\$0.00	\$0.00	\$0.00	\$0.00	\$0.00	\$0.00	\$0.00
5th - 6th	\$0.00	\$0.00	\$0.00	\$0.00	\$0.00	\$0.00	\$0.00
Hockey - Subtotal:	\$0.00	\$0.00	\$0.00	\$0.00	\$0.00	\$0.00	\$0.00
KAYAK PERMITS	\$0.00	\$0.00	\$0.00	\$0.00	\$0.00	\$0.00	\$0.00
Soccer Camp Registrations							
Week 1	\$0.00	\$0.00	\$0.00	\$0.00	\$0.00	\$0.00	\$0.00
Week 2	\$0.00	\$0.00	\$0.00	\$0.00	\$0.00	\$0.00	\$0.00
Soccer Camp - Subtotal:	\$0.00	\$0.00	\$0.00	\$0.00	\$0.00	\$0.00	\$0.00
Sponsorships - All Leagues							
1	\$0.00	\$0.00	\$0.00	\$0.00	\$0.00	\$0.00	\$0.00
2	\$0.00	\$0.00	\$0.00	\$0.00	\$0.00	\$0.00	\$0.00
3	\$0.00	\$0.00	\$0.00	\$0.00	\$0.00	\$0.00	\$0.00
4	\$0.00	\$0.00	\$0.00	\$0.00	\$0.00	\$0.00	\$0.00
5	\$0.00	\$0.00	\$0.00	\$0.00	\$0.00	\$0.00	\$0.00
6	\$0.00	\$0.00	\$0.00	\$0.00	\$0.00	\$0.00	\$0.00
7	\$0.00	\$0.00	\$0.00	\$0.00	\$0.00	\$0.00	\$0.00
8	\$0.00	\$0.00	\$0.00	\$0.00	\$0.00	\$0.00	\$0.00
9	\$0.00	\$0.00	\$0.00	\$0.00	\$0.00	\$0.00	\$0.00
10	\$0.00	\$0.00	\$0.00	\$0.00	\$0.00	\$0.00	\$0.00
11	\$0.00	\$0.00	\$0.00	\$0.00	\$0.00	\$0.00	\$0.00
12	\$0.00	\$0.00	\$0.00	\$0.00	\$0.00	\$0.00	\$0.00
13	\$0.00	\$0.00	\$0.00	\$0.00	\$0.00	\$0.00	\$0.00
14	\$0.00	\$0.00	\$0.00	\$0.00	\$0.00	\$0.00	\$0.00
15	\$0.00	\$0.00	\$0.00	\$0.00	\$0.00	\$0.00	\$0.00
Sponsorships - Subtotal:	\$0.00	\$0.00	\$0.00	\$0.00	\$0.00	\$0.00	\$0.00
Summer B-ball Registrations							
K-2	\$0.00	\$0.00	\$0.00	\$0.00	\$0.00	\$0.00	\$0.00
3-5	\$0.00	\$0.00	\$0.00	\$0.00	\$0.00	\$0.00	\$0.00
6-8	\$0.00	\$0.00	\$0.00	\$0.00	\$0.00	\$0.00	\$0.00
HS Boys	\$0.00	\$0.00	\$0.00	\$0.00	\$0.00	\$0.00	\$0.00
Summer B-ball - Subtotal:	\$0.00	\$0.00	\$0.00	\$0.00	\$0.00	\$0.00	\$0.00
Winter B-ball Registrations							
7-8 Girls (Sharks)	\$0.00	\$0.00	\$0.00	\$240.00	\$0.00	\$0.00	\$240.00
5-6 Girls (Sharks)	\$0.00	\$0.00	\$0.00	\$180.00	\$0.00	\$0.00	\$180.00
3-4 Girls (Sharks)	\$0.00	\$0.00	\$0.00	\$180.00	\$0.00	\$0.00	\$180.00
Sponsorships/Donations	\$0.00	\$0.00	\$0.00	\$0.00	\$0.00	\$0.00	\$0.00
Winter B-ball - Subtotal:	\$0.00	\$0.00	\$0.00	\$600.00	\$0.00	\$0.00	\$600.00

	Week 1 TOTALS	Week 2 TOTALS	Week 3 TOTALS	Week 4 TOTALS	Week 5 TOTALS	Week 6 TOTALS	MONTHLY TOTAL
WEEKLY TOTALS:	\$432.50	\$1,900.00	\$490.00	\$695.00	\$20.00	\$0.00	\$3,537.50

DECEMBER - 2022

North Wildwood Recreation Center
BUILDING USAGE - OTHER 2022

	WEEK 1 TOTALS	WEEK 2 TOTALS	WEEK 3 TOTALS	WEEK 4 TOTALS	WEEK 5 TOTALS	WEEK 6 TOTALS	MONTHLY TOTALS
1 AA - Friday Nights	22	29	22	21	17	0	111
2 Al-Anon	7	9	4	7	5	0	32
3 AA Special Event - ??	0	0	0	0	0	0	0
4 Buckets Basketball Clinics	0	0	0	0	0	0	0
5 B-Ball All Leagues Summer (Inside)	0	0	0	0	0	0	0
6 B-Ball Games - MMS (boys & girls)	0	0	0	0	0	0	0
7 B-Ball Practices - MMS (boys & girls)	12	23	26	35	62	0	158
8 B-Ball Practices/Games - WCA (boys & girls) (HS & GS)	22	140	58	42	33	0	295
9 B-Ball Travel Girls Practices/Games (Sharks)	12	43	33	32	0	0	120
10 Camps - Buckets Basketball	0	0	0	0	0	0	0
11 Camps - Kitchen Wizards Cooking	0	0	0	0	0	0	0
12 Camps - N. W. Soccer	0	0	0	0	0	0	0
13 Camps - Marine Science	0	0	0	0	0	0	0
14 Class - Dance Creativity	0	0	0	0	0	0	0
15 Class - Line Dancing	0	9	19	7	0	0	35
16 Class - Meditation & Yoga	0	0	0	0	0	0	0
17 Class - Taekwondo	0	0	0	0	0	0	0
18 Coast Guard Flotilla #83	0	0	0	0	0	0	0
19 City-Dept Meeting/Training - ??	0	0	0	0	0	0	0
20 City-Dept Meeting/Training - ??	0	0	0	0	0	0	0
21 City-Dept Meeting/Training - ??	0	0	0	0	0	0	0
22 City-Dept Meeting/Training - ??	0	0	0	0	0	0	0
23 Cheerleading - WCA	15	13	0	0	0	0	28
24 Cheerleading - ??	0	0	0	0	0	0	0
25 CMC Dept. of Aging - Senior Citizen Meals	63	132	107	121	102	0	525
26 Condo Meeting - ???	0	0	0	0	0	0	0
27 Condo Meeting - ???	0	0	0	0	0	0	0
28 Condo Meeting - ???	0	0	0	0	0	0	0
29 Condo Meeting - ???	0	0	0	0	0	0	0
30 Condo Meeting - ???	0	0	0	0	0	0	0
31 Condo Meeting - ???	0	0	0	0	0	0	0
32 Crime Watch/Community Meeting	0	0	21	0	0	0	21
33 Daisies/Brownies/Girl Scouts	0	0	0	0	0	0	0
34 Daniel Moore	0	0	0	0	0	0	0
35 Department Head Meetings	0	0	12	0	0	0	12
36 ELECTIONS	0	0	0	0	0	0	0
37 Event - Kids Christmas Party	0	500	0	0	0	0	500
38 Event - MMS Pizza with Santa	0	0	400	0	0	0	400
39 Event - ??	0	0	0	0	0	0	0
40 Event - ??	0	0	0	0	0	0	0
41 Event - ??	0	0	0	0	0	0	0
42 Event - ??	0	0	0	0	0	0	0
43 Facility Rental - Bergen Catholic Bball	44	0	0	0	0	0	44
44 Facility Rental - Masanomic Wedding	70	0	0	0	0	0	70
45 Facility Rental - Red Cross Blood Drive	0	0	36	0	0	0	36
46 Facility Rental - ??	0	0	0	0	0	0	0
47 Facility Rental - ??	0	0	0	0	0	0	0
48 Karate Class	0	26	32	28	0	0	86
49 Meeting Various - NJRPA District 5 Meeting	0	0	8	0	0	0	8
50 Meeting Various - ??	0	0	0	0	0	0	0
51 Meeting Various - ??	0	0	0	0	0	0	0
52 Meeting Various - ??	0	0	0	0	0	0	0
53 Meeting Various - ??	0	0	0	0	0	0	0
54 Pickleball - Indoor	0	34	6	12	12	0	64
55 Rec Department Staff Meetings/Training	0	0	0	0	0	0	0
56 Recreation Commission Meetings	0	0	6	0	0	0	6
57 Republican Club Meetings	0	0	0	0	0	0	0
58 Safety Committee Meetings	0	0	0	0	0	0	0
59 Scrabble Club	0	5	4	5	4	0	18
60 Special Event - Pre/Post-Event Meetings	0	0	0	0	0	0	0
61 Tourism Development Commission Meetings	0	0	0	0	0	0	0
62 Tot-Time	0	7	12	8	0	0	27
63 Volleyball	0	0	0	0	0	0	0
64 Zumba	0	0	0	0	0	0	0
65 Zumba	0	0	0	0	0	0	0
66 MISC - ???	0	0	0	0	0	0	0
67 MISC - ???	0	0	0	0	0	0	0
68 MISC - ???	0	0	0	0	0	0	0
WEEKLY TOTALS:	267	970	806	318	235	0	2,596

2,596
2,596

DATE	TIME	OFFICER	CALLER	NUMBER	ADDRESS	MUNICIPALITY	REASON	RESOLUTION
Wednesday, February 1, 2023	8:13 PM	SBARBARO	ACO JOYCE			NORTH WILDWOOD	Night shift protocol	Spoke to 2005 gave emergency contact info
Thursday, February 2, 2023	9:35 PM	SBARBARO	ACO JOYCE			NORTH WILDWOOD	Night shift protocol	Spoke to 2005 gave emergency contact info
Sunday, February 5, 2023	8:17 PM	SBARBARO	ACO JOYCE			NORTH WILDWOOD	Night shift protocol	Spoke to 2005 gave emergency contact info
Monday, February 6, 2023	8:02 PM	SBARBARO	ACO JOYCE			NORTH WILDWOOD	Night shift protocol	Spoke to RENNA gave emergency contact info
Tuesday, February 7, 2023	3:17 PM	SBARBARO		110W	25TH AVE	NORTH WILDWOOD	FOLLOW UP TNR	Mother had kittens he doesn't know where they are. As soon as located we will drop trap
Tuesday, February 7, 2023	8:13 PM	SBARBARO	ACO JOYCE			NORTH WILDWOOD	Night shift protocol	Spoke to RENNA gave emergency contact info
Wednesday, February 8, 2023	2:13 PM	SBARBARO		766	ALLEN DR	NORTH WILDWOOD	FOLLOW UP CP	Cat didn't go in trap
Wednesday, February 8, 2023	9:14 PM	GENTILE	ACO LINDA			NORTH WILDWOOD	Night shift protocol	Spoke to KAREN gave emergency contact info
Friday, February 10, 2023		GENTILE		766	ALLEN DR	NORTH WILDWOOD	FOLLOW UP CP no feeders owner is deceased	Left notice we will trap on Monday
Friday, February 10, 2023	10:43 AM	GENTILE	TUNE, PALOMA	766	ALLEN DR	NORTH WILDWOOD	FOLLOW UP CP	Js was at property will trap on Monday
Sunday, February 12, 2023	8:00 PM	SBARBARO	ACO JOYCE			NORTH WILDWOOD	Night shift protocol	Spoke to RENNA gave emergency contact info
Monday, February 13, 2023	8:08 PM	SBARBARO	ACO JOYCE			NORTH WILDWOOD	Night shift protocol	Spoke to KAREN gave emergency contact info
Tuesday, February 14, 2023	7:52 AM	SBARBARO		766	ALLEN DR	NORTH WILDWOOD	FOLLOW UP CP	CMCAS transporting Petey
Tuesday, February 14, 2023		GENTILE		103	SEAVIEW COURT	NORTH WILDWOOD	FOLLOW UP TNR dropped traps off	She will set traps tomorrow and call in
Tuesday, February 14, 2023	8:14 PM	SBARBARO	ACO JOYCE			NORTH WILDWOOD	Night shift protocol	Spoke to KIM gave emergency contact info
Thursday, February 16, 2023	9:42 PM	GENTILE	ACO LINDA			NORTH WILDWOOD	Night shift protocol	Spoke to RENNA gave emergency contact info
Friday, February 17, 2023	9:54 PM	GENTILE	ACO LINDA			NORTH WILDWOOD	Night shift protocol	Spoke to KIM gave emergency contact info
Saturday, February 18, 2023	10:17 AM	GENTILE	TILLEY, BEATRICE	111W	13TH	NORTH WILDWOOD	WP deceased skunk	Did wild life assessment gave proper disposal method
Saturday, February 18, 2023	10:34 AM	GENTILE	NWW PD	111W	13TH	NORTH WILDWOOD	WP deceased skunk	Returning our call
Saturday, February 18, 2023	11:57 AM	GENTILE	PALMER, CAROL			NORTH WILDWOOD	WP inj duck in road	
Monday, February 20, 2023	9:56 PM	GENTILE	ACO LINDA			NORTH WILDWOOD	Night shift protocol	Spoke to KIM gave emergency contact info
Tuesday, February 21, 2023	12:25 PM	SBARBARO		113W	26TH AVE	NORTH WILDWOOD	FOLLOW UP baby kittens	NOC for trapping
Wednesday, February 22, 2023	1:11 PM	GENTILE	NANOS, KATHY	113W	26TH ST	NORTH WILDWOOD	FOLLOW UP NOC	Ret call
Thursday, February 23, 2023	9:44 AM	GENTILE	NANOS, KATHY	113W	26TH ST	NORTH WILDWOOD	FOLLOW UP kitten on back deck appears to be in distress	CMCAS transported JS
Friday, February 24, 2023	7:51 PM	SBARBARO	ACO JOYCE			NORTH WILDWOOD	Night shift protocol	Spoke to KARENgave emergency contact info
Saturday, February 25, 2023	5:31 PM	GENTILE	NWW PD	518W	DELAWARE AVE	NORTH WILDWOOD	CS#23-01673 WP inj seagull	JS responded once was warmed up it was stunned it flew away
Saturday, February 25, 2023	7:21 PM	SBARBARO	ACO JOYCE			NORTH WILDWOOD	Night shift protocol	Spoke to KARENgave emergency contact info
Saturday, February 25, 2023	7:21 PM	SBARBARO	NWW-PD	225W	13TH AVE	NORTH WILDWOOD	FOLLOW UP DALO Tito	JS called resident while on phone PD had dog
Saturday, February 25, 2023	7:21 PM	SBARBARO	LEONBERGE R, HEATHER	225W	13TH AVE	NORTH WILDWOOD	FOLLOW UP ULD/DALO tit	Tito was reunited Male brindle pit will contact CMCAS for the pitty party will lic on Tues
Sunday, February 26, 2023	7:33 PM	SBARBARO	ACO JOYCE			NORTH WILDWOOD	Night shift protocol	Spoke to KARENgave emergency contact info

1

Monday, February 27, 2023	7:42 PM	SBARBARO	ACO JOYCE			NORTH WILDWOOD	Night shift protocol	Spoke to 2005 gave emergency contact info

Building Usage- Monthly

2023

	Adults 7:30am-2pm	Adults 2pm-7pm	Open Rec 1-6 Day	Open Rec 1-6 Friday Night	Open Rec 7-12 Day - No School	Open Rec 7-12 Evening	Adults 6pm-9pm	Bldg Ttls
January	560	73	464	28	22	89	58	1,294
February	380	74	438	41	25	74	23	1,055
March	0	0	0	0	0	0	0	0
April	0	0	0	0	0	0	0	0
May	0	0	0	0	0	0	0	0
June	0	0	0	0	0	0	0	0
July	0	0	0	0	0	0	0	0
August	0	0	0	0	0	0	0	0
September	0	0	0	0	0	0	0	0
October	0	0	0	0	0	0	0	0
November	0	0	0	0	0	0	0	0
December	0	0	0	0	0	0	0	0
TOTALS:	940	147	902	69	47	163	81	2,349



Visitor - Basic Main Location

RECREATION DEPARTMENT
MONTHLY TRANSMITTAL SUMMARY
FEBRUARY 2023

		WEEK 1 TOTALS	WEEK 2 TOTALS	WEEK 3 TOTALS	WEEK 4 TOTALS	WEEK 5 TOTALS	WEEK 6 TOTALS	MONTHLY TOTALS
5th St. Park Lot								
	<i>Irish Festival</i>	\$0.00	\$0.00	\$0.00	\$0.00	\$0.00	\$0.00	\$0.00
5th St. PL - Subtotal:		\$0.00	\$0.00	\$0.00	\$0.00	\$0.00	\$0.00	\$0.00
Boat Ramp								
	<i>Launches</i>	\$0.00	\$0.00	\$0.00	\$0.00	\$0.00	\$0.00	\$0.00
	<i>Permits</i>	\$0.00	\$0.00	\$0.00	\$0.00	\$0.00	\$0.00	\$0.00
Boat Ramp - Subtotal:		\$0.00	\$0.00	\$0.00	\$0.00	\$0.00	\$0.00	\$0.00
Buckets Basketball Camp Registrations								
	<i>Week 1</i>	\$0.00	\$0.00	\$0.00	\$0.00	\$0.00	\$0.00	\$0.00
	<i>Week 2</i>	\$0.00	\$0.00	\$0.00	\$0.00	\$0.00	\$0.00	\$0.00
	<i>Week 3</i>	\$0.00	\$0.00	\$0.00	\$0.00	\$0.00	\$0.00	\$0.00
Buckets Basketball Camp - Subtotal:		\$0.00	\$0.00	\$0.00	\$0.00	\$0.00	\$0.00	\$0.00
BUCKETS BASKETBALL CLINIC		\$0.00	\$0.00	\$0.00	\$0.00	\$0.00	\$0.00	\$0.00
Donations								
	<i>1</i>	\$0.00	\$0.00	\$0.00	\$0.00	\$0.00	\$0.00	\$0.00
	<i>2</i>	\$0.00	\$0.00	\$0.00	\$0.00	\$0.00	\$0.00	\$0.00
	<i>3</i>	\$0.00	\$0.00	\$0.00	\$0.00	\$0.00	\$0.00	\$0.00
	<i>4</i>	\$0.00	\$0.00	\$0.00	\$0.00	\$0.00	\$0.00	\$0.00
	<i>5</i>	\$0.00	\$0.00	\$0.00	\$0.00	\$0.00	\$0.00	\$0.00
	<i>6</i>	\$0.00	\$0.00	\$0.00	\$0.00	\$0.00	\$0.00	\$0.00
Donations - Subtotal:		\$0.00	\$0.00	\$0.00	\$0.00	\$0.00	\$0.00	\$0.00
Facility Rentals								
Room 9	<i>Soccer Shots</i>	\$0.00	\$0.00	\$0.00	\$600.00	\$0.00	\$0.00	\$600.00
Condo Mtg	<i>Roman Holiday Condo</i>	\$0.00	\$0.00	\$0.00	\$262.50	\$0.00	\$0.00	\$262.50
Room 9	<i>Hamer's Karate</i>	\$0.00	\$0.00	\$0.00	\$0.00	\$250.00	\$0.00	\$250.00
	<i>4</i>	\$0.00	\$0.00	\$0.00	\$0.00	\$0.00	\$0.00	\$0.00
	<i>5</i>	\$0.00	\$0.00	\$0.00	\$0.00	\$0.00	\$0.00	\$0.00
	<i>6</i>	\$0.00	\$0.00	\$0.00	\$0.00	\$0.00	\$0.00	\$0.00
	<i>7</i>	\$0.00	\$0.00	\$0.00	\$0.00	\$0.00	\$0.00	\$0.00
	<i>8</i>	\$0.00	\$0.00	\$0.00	\$0.00	\$0.00	\$0.00	\$0.00
	<i>9</i>	\$0.00	\$0.00	\$0.00	\$0.00	\$0.00	\$0.00	\$0.00
	<i>10</i>	\$0.00	\$0.00	\$0.00	\$0.00	\$0.00	\$0.00	\$0.00
Facility Rental - Subtotal:		\$0.00	\$0.00	\$0.00	\$862.50	\$250.00	\$0.00	\$1,112.50
FISHING TOURNAMENT		\$0.00	\$0.00	\$0.00	\$0.00	\$0.00	\$0.00	\$0.00
Fitness Classes								
	<i>Boot Camp</i>	\$0.00	\$0.00	\$0.00	\$0.00	\$0.00	\$0.00	\$0.00
	<i>Cardio & Cut</i>	\$0.00	\$0.00	\$0.00	\$0.00	\$0.00	\$0.00	\$0.00
	<i>Dance Creativity</i>	\$0.00	\$0.00	\$0.00	\$0.00	\$0.00	\$0.00	\$0.00
	<i>Line Dancing</i>	\$70.00	\$55.00	\$50.00	\$55.00	\$0.00	\$0.00	\$230.00
	<i>Meditation & Yoga</i>	\$0.00	\$0.00	\$0.00	\$0.00	\$0.00	\$0.00	\$0.00
	<i>Yoga</i>	\$0.00	\$0.00	\$0.00	\$0.00	\$0.00	\$0.00	\$0.00
	<i>Zumba</i>	\$0.00	\$0.00	\$0.00	\$0.00	\$0.00	\$0.00	\$0.00
	<i>Zumbini</i>	\$0.00	\$0.00	\$0.00	\$0.00	\$0.00	\$0.00	\$0.00
Fitness Classes - Subtotal:		\$70.00	\$55.00	\$50.00	\$55.00	\$0.00	\$0.00	\$230.00
Hockey League Registrations								
	<i>2nd - 4th</i>	\$0.00	\$0.00	\$0.00	\$0.00	\$0.00	\$0.00	\$0.00
	<i>5th - 6th</i>	\$0.00	\$0.00	\$0.00	\$0.00	\$0.00	\$0.00	\$0.00
Hockey - Subtotal:		\$0.00	\$0.00	\$0.00	\$0.00	\$0.00	\$0.00	\$0.00
	KAYAK PERMITS	\$0.00	\$0.00	\$0.00	\$0.00	\$0.00	\$0.00	\$0.00
	LOOMING CLASS	\$0.00	\$0.00	\$0.00	\$0.00	\$0.00	\$0.00	\$0.00
	PICKLEBALL CLINICS	\$0.00	\$0.00	\$0.00	\$0.00	\$0.00	\$0.00	\$0.00
Soccer Camp Registrations								
	<i>Week 1</i>	\$0.00	\$0.00	\$0.00	\$0.00	\$0.00	\$0.00	\$0.00
	<i>Week 2</i>	\$0.00	\$0.00	\$0.00	\$0.00	\$0.00	\$0.00	\$0.00
Soccer Camp - Subtotal:		\$0.00	\$0.00	\$0.00	\$0.00	\$0.00	\$0.00	\$0.00
Sponsorships - All Leagues								
	<i>1</i>	\$0.00	\$0.00	\$0.00	\$0.00	\$0.00	\$0.00	\$0.00
	<i>2</i>	\$0.00	\$0.00	\$0.00	\$0.00	\$0.00	\$0.00	\$0.00
	<i>3</i>	\$0.00	\$0.00	\$0.00	\$0.00	\$0.00	\$0.00	\$0.00
	<i>4</i>	\$0.00	\$0.00	\$0.00	\$0.00	\$0.00	\$0.00	\$0.00
	<i>5</i>	\$0.00	\$0.00	\$0.00	\$0.00	\$0.00	\$0.00	\$0.00
	<i>6</i>	\$0.00	\$0.00	\$0.00	\$0.00	\$0.00	\$0.00	\$0.00
	<i>7</i>	\$0.00	\$0.00	\$0.00	\$0.00	\$0.00	\$0.00	\$0.00
	<i>8</i>	\$0.00	\$0.00	\$0.00	\$0.00	\$0.00	\$0.00	\$0.00
	<i>9</i>	\$0.00	\$0.00	\$0.00	\$0.00	\$0.00	\$0.00	\$0.00
	<i>10</i>	\$0.00	\$0.00	\$0.00	\$0.00	\$0.00	\$0.00	\$0.00
	<i>11</i>	\$0.00	\$0.00	\$0.00	\$0.00	\$0.00	\$0.00	\$0.00
	<i>12</i>	\$0.00	\$0.00	\$0.00	\$0.00	\$0.00	\$0.00	\$0.00
	<i>13</i>	\$0.00	\$0.00	\$0.00	\$0.00	\$0.00	\$0.00	\$0.00
	<i>14</i>	\$0.00	\$0.00	\$0.00	\$0.00	\$0.00	\$0.00	\$0.00
	<i>15</i>	\$0.00	\$0.00	\$0.00	\$0.00	\$0.00	\$0.00	\$0.00
Sponsorships - Subtotal:		\$0.00	\$0.00	\$0.00	\$0.00	\$0.00	\$0.00	\$0.00
Summer B-ball Registrations								
	<i>K-2</i>	\$0.00	\$0.00	\$0.00	\$0.00	\$0.00	\$0.00	\$0.00
	<i>3-5</i>	\$0.00	\$0.00	\$0.00	\$0.00	\$0.00	\$0.00	\$0.00
	<i>6-8</i>	\$0.00	\$0.00	\$0.00	\$0.00	\$0.00	\$0.00	\$0.00
	<i>HS Boys</i>	\$0.00	\$0.00	\$0.00	\$0.00	\$0.00	\$0.00	\$0.00
Summer B-ball - Subtotal:		\$0.00	\$0.00	\$0.00	\$0.00	\$0.00	\$0.00	\$0.00
Travel B-ball Registrations								
	<i>7-8 Girls (Sharks)</i>	\$0.00	\$60.00	\$0.00	\$0.00	\$0.00	\$0.00	\$60.00
	<i>5-6 Girls (Sharks)</i>	\$0.00	\$0.00	\$60.00	\$0.00	\$0.00	\$0.00	\$60.00
	<i>3-4 Girls (Sharks)</i>	\$0.00	\$120.00	\$0.00	\$0.00	\$60.00	\$0.00	\$180.00
	<i>Sponsorships/Donations</i>	\$0.00	\$0.00	\$0.00	\$0.00	\$0.00	\$0.00	\$0.00
Travel B-ball - Subtotal:		\$0.00	\$180.00	\$60.00	\$0.00	\$60.00	\$0.00	\$300.00

WEEKLY TOTALS:	Week 1 TOTALS	Week 2 TOTALS	Week 3 TOTALS	Week 4 TOTALS	Week 5 TOTALS	Week 6 TOTALS	MONTHLY TOTAL
	\$70.00	\$235.00	\$110.00	\$917.50	\$310.00	\$0.00	\$1,642.50

FEBRUARY - 2023

North Wildwood Recreation Center
BUILDING USAGE - OTHER 2023

	WEEK 1 TOTALS	WEEK 2 TOTALS	WEEK 3 TOTALS	WEEK 4 TOTALS	WEEK 5 TOTALS	WEEK 6 TOTALS	MONTHLY TOTALS
1 AA - Friday Nights	18	13	22	12	0	0	65
2 Al-Anon	8	5	4	9	0	0	26
3 AA Special Event - ??	0	0	0	0	0	0	0
4 Buckets Basketball Clinics	55	33	0	0	0	0	88
5 B-Ball All Leagues Summer (Inside)	0	0	0	0	0	0	0
6 B-Ball Games - MMS (boys & girls)	75	545	140	0	0	0	760
7 B-Ball Practices - MMS (boys & girls)	22	28	0	24	26	0	100
8 B-Ball Practices/Games - WCA (boys & girls)	30	20	463	0	9	0	522
9 B-Ball Travel Girls Practices/Games (Sharks)	60	161	359	75	0	0	655
10 Camps - Buckets Basketball	0	0	0	0	0	0	0
11 Camps - N. W. Soccer	0	0	0	0	0	0	0
12 Camps - Marine Science	0	0	0	0	0	0	0
13 Class - Line Dancing	15	11	10	12	0	0	48
14 Class - Meditation & Yoga	0	0	0	0	0	0	0
15 Class - Zumba	0	0	0	0	0	0	0
16 Class - Zumbini	24	17	21	20	0	0	82
17 Class - ??	0	0	0	0	0	0	0
18 Coast Guard Flotilla #83	0	0	0	5	0	0	5
19 City-Dept Meeting/Training - ??	0	0	0	0	0	0	0
20 City-Dept Meeting/Training - ??	0	0	0	0	0	0	0
21 City-Dept Meeting/Training - ??	0	0	0	0	0	0	0
22 City-Dept Meeting/Training - ??	0	0	0	0	0	0	0
23 Cheerleading - WCA	0	0	0	0	0	0	0
24 Cheerleading - ??	0	0	0	0	0	0	0
25 CMC Dept. of Aging - Senior Citizen Meals	88	133	142	97	60	0	520
26 Condo Meeting - ?????	0	0	0	0	0	0	0
27 Condo Meeting - ?????	0	0	0	0	0	0	0
28 Condo Meeting - ?????	0	0	0	0	0	0	0
29 Condo Meeting - ?????	0	0	0	0	0	0	0
30 Condo Meeting - ?????	0	0	0	0	0	0	0
31 Condo Meeting - ?????	0	0	0	0	0	0	0
32 Crime Watch/Community Meeting	0	0	15	0	0	0	15
33 Department Head Meetings	0	0	17	0	0	0	17
34 ELECTIONS	0	0	0	0	0	0	0
35 Event - Cape May Tech Bingo Night	0	0	0	150	0	0	150
36 Event - ??	0	0	0	0	0	0	0
37 Event - ??	0	0	0	0	0	0	0
38 Event - ??	0	0	0	0	0	0	0
39 Event - ??	0	0	0	0	0	0	0
40 Event - ??	0	0	0	0	0	0	0
41 Facility Rental - Red Cross Blood Drive	0	0	0	34	0	0	34
42 Facility Rental - ??	0	0	0	0	0	0	0
43 Facility Rental - ??	0	0	0	0	0	0	0
44 Facility Rental - ??	0	0	0	0	0	0	0
45 Facility Rental - ??	0	0	0	0	0	0	0
46 Karate Class	12	25	24	12	12	0	85
47 Meeting Various - MMS Home-School Association	0	5	0	0	0	0	5
48 Meeting Various - Democratic Committee Meeting	0	0	18	0	0	0	18
49 Meeting Various - ??	0	0	0	0	0	0	0
50 Meeting Various - ??	0	0	0	0	0	0	0
51 Meeting Various - ??	0	0	0	0	0	0	0
52 Pickleball - Indoor	5	4	5	6	0	0	20
53 Rec. Department Staff Meetings/Training	0	0	5	0	0	0	5
54 Recreation Commission Meetings	0	0	7	0	0	0	7
55 Republican Club Meetings	0	0	0	0	0	0	0
56 Safety Committee Meetings	0	0	0	0	0	0	0
57 Scrabble Club	2	4	4	2	2	0	14
58 Soccer Shots - Indoor	0	21	17	30	13	0	81
59 Special Event - Pre/Post-Event Meetings	0	0	7	0	0	0	7
60 Tourism Development Commission Meetings	0	0	7	0	0	0	7
61 Tot-Time	0	26	26	12	0	0	64
62 Volleyball - Indoor	0	0	0	0	0	0	0
63 MISC - ?????	0	0	0	0	0	0	0
64 MISC - ?????	0	0	0	0	0	0	0
65 MISC - ?????	0	0	0	0	0	0	0
WEEKLY TOTALS:	414	1,051	1,313	500	122	0	3,400

3,400
3,400

CITY OF NORTH WILDWOOD COUNTY OF CAPE MAY, NEW JERSEY

ORDINANCE NO. 1898

BOND ORDINANCE PROVIDING FOR THE ACQUISITION OF VARIOUS FIRE APPARATUS, BY AND FOR THE CITY OF NORTH WILDWOOD, IN THE COUNTY OF CAPE MAY, STATE OF NEW JERSEY; APPROPRIATING \$989,600 THEREFOR AND AUTHORIZING THE ISSUANCE OF \$940,120 IN BONDS OR NOTES TO FINANCE PART OF THE COST THEREOF

**BE IT ORDAINED AND ENACTED BY THE CITY COUNCIL OF THE CITY OF
NORTH WILDWOOD, IN THE COUNTY OF CAPE MAY, STATE OF NEW JERSEY** (not
less than two-thirds of all members thereof affirmatively concurring) **AS FOLLOWS:**

SECTION 1. The improvement or purpose described in Section 3 of this bond ordinance is hereby authorized as a general improvement or purpose to be undertaken by the City of North Wildwood, in the County of Cape May, State of New Jersey (the “City”). For the said improvement or purpose stated in Section 3, there is hereby appropriated the sum of \$989,600, said sum being inclusive of \$49,480 as the amount of down payment for said improvements or purposes as required by the Local Bond Law, N.J.S.A. 40A:2-1 et seq., as amended and supplemented (the “Local Bond Law”). The down payment is now available therefor by virtue of either provisions or a provision in a previously adopted budget or budgets of the City for down payment or for capital improvement purposes or from moneys actually held by the City.

SECTION 2. For the financing of said improvement or purpose described in Section 3 hereof, and to meet the part of the \$989,600 appropriation not provided for by application hereunder of the down payment, negotiable bonds of the City are hereby authorized to be issued in the principal amount of \$940,120 pursuant to the Local Bond Law. In anticipation of the issuance of said bonds and to temporarily finance said improvements or purposes, negotiable notes of the City in the principal amount not exceeding \$940,120 are hereby authorized to be issued pursuant to and within the limitations prescribed by said Local Bond Law.

SECTION 3. (a) The improvement hereby authorized and purpose for the financing of which said bonds or notes are to be issued is for the acquisition of various fire apparatus including,

but not limited to, a Rescue Pumper Fire Truck, and all work, materials, equipment, labor and appurtenances as necessary therefor or incidental thereto.

(b) The estimated maximum amount of bonds or notes to be issued for said improvement or purpose is \$940,120.

(c) The estimated cost of said improvement or purpose is \$989,600, the excess thereof over the said estimated maximum amount of bonds or notes to be issued therefor is the down payment available for said improvement or purpose in the amount of \$49,480.

SECTION 4. In the event the United States of America, the State of New Jersey, the County of Cape May and/or a private entity make a contribution or grant in aid to the City, for the improvement and purpose authorized hereby and the same shall be received by the City prior to the issuance of the bonds or notes authorized in Section 2 hereof, then the amount of such bonds or notes to be issued shall be reduced by the amount so received from the United States of America, the State of New Jersey, the County of Cape May and/or a private entity. In the event, however, that any amount so contributed or granted by the United States of America, the State of New Jersey, the County of Cape May and/or a private entity, shall be received by the City after the issuance of the bonds or notes authorized in Section 2 hereof, then such funds shall be applied to the payment of the bonds or notes so issued and shall be used for no other purpose.

SECTION 5. All bond anticipation notes issued hereunder shall mature at such times as may be determined by the Chief Financial Officer of the City, provided that no note shall mature later than one (1) year from its date unless such bond anticipation notes are permitted to mature at such later date in accordance with applicable law. The notes shall bear interest at such rate or rates and be in such form as may be determined by the Chief Financial Officer. The Chief Financial Officer of the City shall determine all matters in connection with the notes issued pursuant to this bond ordinance, and the signature of the Chief Financial Officer upon the notes shall be conclusive evidence as to all such determinations. All notes issued hereunder may be renewed from time to time in accordance with the provisions of N.J.S.A. 40A:2-8(a). The Chief Financial Officer is hereby authorized to sell part or all of the notes from time to time at public or private sale and to deliver them to the purchaser thereof upon receipt of payment of the purchase price and accrued interest thereon from their dates to the date of delivery thereof. The Chief Financial Officer is directed to report in writing to the governing body at the meeting next succeeding the date when any sale or delivery of the notes pursuant to this bond ordinance is made. Such report must include the principal amount,

the description, the interest rate, and the maturity schedule of the notes so sold, the price obtained and the name of the purchaser.

SECTION 6. The Capital Budget of the City is hereby amended to conform with the provisions of this bond ordinance, and to the extent of any inconsistency herewith, a resolution in the form promulgated by the Local Finance Board showing full detail of the amended Capital Budget as approved by the Director of the Division of Local Government Services, New Jersey Department of Community Affairs, will be on file in the Office of the Clerk and will be available for public inspection.

SECTION 7. The following additional matters are hereby determined, declared, recited and stated:

(a) The improvement or purpose described in Section 3 of this bond ordinance is not a current expense and is an improvement or purpose which the City may lawfully undertake as a general improvement or purpose, and no part of the cost thereof has been or shall be specially assessed on property specially benefited thereby.

(b) The average period of usefulness of said improvement or purpose within the limitations of said Local Bond Law, according to the reasonable life thereof computed from the date of the said bonds authorized by this bond ordinance, is 10 years.

(c) The supplemental debt statement required by the Local Bond Law has been duly made and filed in the Office of the Clerk of the City and a complete executed duplicate thereof has been filed in the Office of the Director of the Division of Local Government Services, New Jersey Department of Community Affairs, and such statement shows that the gross debt of the City as defined in the Local Bond Law is increased by the authorization of the bonds or notes provided for in this bond ordinance by \$940,120 and the said obligations authorized by this bond ordinance will be within all debt limitations prescribed by said Local Bond Law.

(d) An aggregate amount not exceeding \$200,000 for items of expense listed in and permitted under section 20 of the Local Bond Law is included in the estimated cost indicated herein for the purpose or improvement hereinbefore described.

SECTION 8. The full faith and credit of the City are hereby pledged to the punctual payment of the principal of and the interest on the obligations authorized by this bond ordinance. The obligations shall be direct, unlimited obligations of the City, and the City shall be obligated to levy

ad valorem taxes upon all the taxable property within the City for the payment of the obligations and the interest thereon without limitation as to rate or amount.

SECTION 9. The City hereby declares the intent of the City to issue the bonds or bond anticipation notes in the amount authorized in Section 2 of this bond ordinance and to use proceeds to pay or reimburse expenditures for the costs of the purposes described in Section 3 of this bond ordinance. This Section 9 is a declaration of intent within the meaning and for purposes of Treasury Regulations §1.100-2 or any successor provisions of federal income tax law.

SECTION 10. The City Chief Financial Officer is hereby authorized to prepare and to update from time to time as necessary a financial disclosure document to be distributed in connection with the sale of obligations of the City and to execute such disclosure document on behalf of the City. The City Chief Financial Officer is further authorized to enter into the appropriate undertaking to provide secondary market disclosure on behalf of the City pursuant to Rule 10c2-12 of the Securities and Exchange Commission (the “Rule”) for the benefit of holders and beneficial owners of obligations of the City and to amend such undertaking from time to time in connection with any change in law, or interpretation thereof, provided such undertaking is and continues to be, in the opinion of a nationally recognized bond counsel, consistent with the requirements of the Rule. In the event that the City fails to comply with its undertaking, the City shall not be liable for any monetary damages, and the remedy shall be limited to specific performance of the undertaking.

SECTION 11. The City covenants to maintain the exclusion from gross income under Section 103(a) of the Code of the interest on all bonds and notes issued under this ordinance.

SECTION 12. This bond ordinance shall take effect twenty (20) days after the first publication thereof after final adoption and approval by the Mayor, as provided by the Local Bond Law.

Patrick T. Rosenello, Mayor

W. Scott Jett, City Clerk

Introduced: February 21, 2023
Advertised: March 1, 2023
Hearing/Final: March 21, 2023
Advertised: March 29, 2023

(Effective April 19, 2023)

**CITY OF NORTH WILDWOOD
CALENDAR YEAR 2023
ORDINANCE TO EXCEED THE MUNICIPAL BUDGET
APPROPRIATION LIMITS
AND TO ESTABLISH A CAP BANK
(N.J.S.A. 40A: 4-45.14)**

ORDINANCE NO. 1897

WHEREAS, the Local Government Cap Law, N.J.S.A. 40A: 4-45.1 et seq., provides that in the preparation of its annual budget, a municipality shall limit any increase in said budget to 2.5% unless authorized by ordinance to increase it to 3.5% over the previous year's final appropriations, subject to certain exceptions; and

WHEREAS, N.J.S.A. 40A: 4-45.15a provides that a municipality may, when authorized by ordinance, appropriate the difference between the amount of its actual final appropriation and the 3.5% percentage rate as an exception to its final appropriations in either of the next two succeeding years; and

WHEREAS, the Mayor and Council of the City of North Wildwood in the County of Cape May finds it advisable and necessary to increase its CY 2023 budget by up to 3.5% over the previous year's final appropriations, in the interest of promoting the health, safety and welfare of the citizens; and

WHEREAS, the Mayor and Council of the City of North Wildwood hereby determines that a 3.5% increase in the budget for said year, amounting to \$ 761,041.74 in excess of the increase in final appropriations otherwise permitted by the Local Government Cap Law, is advisable and necessary; and

WHEREAS, the Mayor and Council of the City of North Wildwood hereby determines that any amount authorized hereinabove that is not appropriated, as part of the final budget shall be retained as an exception to final appropriation in either of the next two succeeding years.

NOW THEREFORE BE IT ORDAINED, by the Mayor and Council of the City of North Wildwood, in the County of Cape May a majority of the full authorized membership of this governing body affirmatively concurring, that, in the CY 2023 budget year, the final appropriations of the City of North Wildwood shall, in accordance with this ordinance and N.J.S.A. 40A: 4-45.14, be increased by 3.5 %, amounting to \$ 761,041.74 and that the CY 2023 municipal budget for the City of North Wildwood be approved and adopted in accordance with this ordinance.

BE IT FURTHER ORDAINED, that any amount authorized hereinabove that is not appropriated as part of the final budget shall be retained as an exception to final appropriation in either of the next two succeeding years.

BE IT FURTHER ORDAINED, that a certified copy of this ordinance as introduced be filed with the Director of the Division of Local Government Services within 5 days of introduction.

BE IT FURTHER ORDAINED, that a certified copy of this ordinance upon adoption, with the recorded vote included thereon, be filed with said Director within 5 days after such adoption.

APPROVED:

Patrick T. Rosenello, Mayor

ATTEST:

W. Scott Jett, City Clerk

Introduced: February 21, 2023

Advertised: March 1, 2023

Hearing/Final: March 21, 2023

Advertised: March 29, 2023

CITY OF NORTH WILDWOOD

Cape May County, New Jersey

RESOLUTION

REFUND FOR OVERPAYMENT OF REAL ESTATE TAXES

WHEREAS, the Tax Collector reports that the following persons or associations of persons have overpaid and/or paid in error real estate taxes as set forth on the schedule below.

NOW, THEREFORE, BE IT RESOLVED by the Members of Council of the City of North Wildwood, in the County of Cape May and State of New Jersey that refunds be given to the following persons or associations of persons in the amounts set forth:

PROPERTY	PAYEE	AMOUNT
BLK 28 LT 8 2023 QTR 1	LERETA, LLC ATTN: CENTRAL REFUNDS 901 CORPORATE CENTER DR POMONA, CA 91768	\$912.35
BLK 47 LT 10 QUAL C0009 2023 QTR 1	BRIAN OR AMY ELIZABETH WRIGHT 219 MIFFLIN ST PHILADELPHIA, PA 19148	\$637.88
BLK 169 LT 13 QUAL C0001 2023 QTR 1	CORELOGIC REFUNDS DEPT 3001 HACKBERRY RD IRVING, TX 75063	\$419.54
BLK 227 LT 12 2023 QTR 1	BOARDWALK’S BEST, INC PO BOX 218 WILDWOOD, NJ 08260	\$1,718.99
BLK 233 LT 12 QUAL C0100 2023 QTR 1	CORELOGIC REFUNDS DEPT 3001 HACKBERRY RD IRVING, TX 75063	\$1,123.76
BLK 295 LT 8 QUAL C0222 2023 QTR 1	CRAIG OR SHARON SHARP 1933 MORRELL ST PHILADELPHIA, PA 19115	\$517.59
TOTAL		\$5,330.11

BE IT FURTHER RESOLVED that the Tax Collector be and he is hereby authorized, empowered and directed to make the necessary corrections in his records and to see to the payment of these refunds

OFFERED BY: _____SECONDED BY: _____

I, W. Scott Jett, City Clerk of the City of North Wildwood, in the County of Cape May, State of New Jersey, do hereby certify that the foregoing is a correct and true copy of a Resolution adopted by the Mayor and Council of the City of North Wildwood at a meeting duly held on the 21st day of March, 2023.

Dated: ____March 21, 2022_____Signed: _____
W.Scott Jett, City Clerk

APPROVED: _____
Patrick T. Rosenello, Mayor

Aye	Naye	Abstain	Absent	Aye	Naye	Abstain	Absent
Tolomeo				Koehler			
Rullo				Bishop			
Kane				Zampirri			
Del Conte							

CITY OF NORTH WILDWOOD
Cape May County, New Jersey
RESOLUTION

AUTHORIZING THE CITY OF NORTH WILDWOOD TO ENTER INTO A SHARED SERVICES AGREEMENT FOR LAW ENFORCEMENT SERVICES FOR SPECIAL EVENTS

WHEREAS, approvals have been granted for the holding many street festivals, which by virtue of North Wildwood City Code §376 are known as “special events”; and

WHEREAS, the number of people attending these events rapidly have increased over the past few years; and

WHEREAS, the City of North Wildwood hires seasonal police officers to supplement the regular officers and the training period for most of these seasonal officers makes them not available to work on many early tourist season weekends including Memorial Day Weekend; and

WHEREAS, in order to provide appropriate law enforcement services within the area of the aforementioned time periods without a concomitant decrease in police services elsewhere in the City of North Wildwood, it is necessary to engage the services of additional law enforcement personnel during Memorial Day Weekend and various special events; and

WHEREAS, by entering into a Shared Services Agreement with the County of Cape May, Sheriff’s Department, the City of North Wildwood can meet the law enforcement needs of the City of North Wildwood for the aforementioned time periods in the most cost efficient manner; and

WHEREAS, N.J.S.A. 40A:65-1 authorizes municipalities and counties to enter into an agreement for the exchange of interlocal services pursuant to the provisions of that statute known as the “Uniform Shared Services & Consolidation Act”.

NOW, THEREFORE BE IT RESOLVED by the City Council of the City of North Wildwood, County of Cape May and State of New Jersey, as follows:

- 1) All of the allegations of the preamble are incorporated herein by this reference thereto as though the same were set forth at length.
- 2) A Shared Services Agreement hereby is authorized by and between the City of North Wildwood and the County of Cape May, Sheriff’s Department, for the provision of law enforcement services by the Sheriff’s Department to the City of North Wildwood in return for payment in an amount not to exceed \$ 35,000.00.

OFFERED BY: SECONDED BY:

STATE OF NEW JERSEY COUNTY OF CAPE MAY
I, W. Scott Jett, City Clerk of the City of North Wildwood, in the County of Cape May, State of New Jersey, do hereby certify that the foregoing is a correct and true copy of a Resolution adopted by the Mayor and Council of the City of North Wildwood at a meeting duly held on the 21st day of March 2023.

Dated March 21, 2023 Signed:
W. Scott Jett, City Clerk
Approved:
Patrick T. Rosenello, Mayor

Table with 10 columns: Name, Aye, Naye, Abstain, Absent, Name, Aye, Naye, Abstain, Absent. Rows include Tolomeo, Rullo, Kane, Del Conte, Koehler, Bishop, and Zampirri.

RESOLUTION #_____

CITY OF NORTH WILDWOOD
Cape May County, New Jersey
RESOLUTION

ISSUANCE OF AMUSEMENT GAME LICENSES

WHEREAS, an application has been made by the persons, firm and/or corporations set forth on the schedule attached hereto and made part thereof, for the issuance of Amusement Game License to be granted by this Issuing Authority; and

WHEREAS, all things required by applicant have been complied with, this Body is of the opinion that said applicant should be granted and the license issued.

NOW THEREFORE BE IT RESOLVED by the Mayor and Council of the City of North Wildwood, in the County of Cape May and the State of New Jersey, that the Amusement Game License as set forth in this resolution be and is hereby granted for the year **2023**, unto the person, firms and/or corporation herein recited, for the premises in North Wildwood, New Jersey, set opposite their respective name.

NW#/Licensee	Premises	Game #
#19 Brendan Norris	2405 Boardwalk	#1 Basketball Game

OFFERED BY: _____ SECONDED BY: _____
STATE OF NEW JERSEY COUNTY OF CAPE MAY

I, W. Scott Jett, City Clerk of the City of North Wildwood, in the County of Cape May, State of New Jersey, do hereby certify that the foregoing is a correct and true copy of a Resolution adopted by the Mayor and Council of the City of North Wildwood at a meeting duly held on the 21st day of March, 2023.

Dated: March 21, 2023 Signed: _____
W. Scott Jett, City Clerk

Approved: _____
Patrick Rosenello, Mayor

	Aye	Nay	Abstain	Absent		Aye	Nay	Abstain	Absent
Tolomeo					Koehler				
Rullo					Bishop				
Kane					Zampirri				
Del Conte									

RESOLUTION # _____